




Review

# Thiophene-Based Trimers and Their Bioapplications: An Overview

Lorenzo Vallan <sup>1,†</sup>, Emin Istif <sup>2,†</sup>, I. Jénnifer Gómez <sup>3,†</sup> , Nuria Alegret <sup>4,\*</sup>  and Daniele Mantione <sup>2,\*</sup> 

<sup>1</sup> Laboratoire de Chimie des Polymères Organiques (LCPO—UMR 5629), Université de Bordeaux, Bordeaux INP, CNRS F, 33607 Pessac, France; Lorenzo.Vallan@enscbp.fr

<sup>2</sup> Department of Mechanical Engineering, Koç University, Rumelifeneri Yolu, Sarıyer, Istanbul 34450, Turkey; eistif@ku.edu.tr

<sup>3</sup> Department of Condensed Matter Physics, Faculty of Science, Masaryk University, 61137 Brno, Czech Republic; gomez.perez@ceitec.muni.cz

<sup>4</sup> POLYMAT and Departamento de Química Aplicada, University of the Basque Country, UPV/EHU, 20018 Donostia-San Sebastián, Spain

\* Correspondence: nuria.alegret@ehu.es (N.A.); daniele.mantione@u-bordeaux.fr (D.M.)

† These authors contributed equally to the work.

**Abstract:** Certainly, the success of polythiophenes is due in the first place to their outstanding electronic properties and superior processability. Nevertheless, there are additional reasons that contribute to arouse the scientific interest around these materials. Among these, the large variety of chemical modifications that is possible to perform on the thiophene ring is a precious aspect. In particular, a turning point was marked by the diffusion of synthetic strategies for the preparation of terthiophenes: the vast richness of approaches today available for the easy customization of these structures allows the finetuning of their chemical, physical, and optical properties. Therefore, terthiophene derivatives have become an extremely versatile class of compounds both for direct application or for the preparation of electronic functional polymers. Moreover, their biocompatibility and ease of functionalization make them appealing for biology and medical research, as it testifies to the blossoming of studies in these fields in which they are involved. It is thus with the willingness to guide the reader through all the possibilities offered by these structures that this review elucidates the synthetic methods and describes the full chemical variety of terthiophenes and their derivatives. In the final part, an in-depth presentation of their numerous bioapplications intends to provide a complete picture of the state of the art.

**Keywords:** conjugated polymers; polythiophenes; terthiophenes; thiophene trimers; biosensing; photosensitizers



**Citation:** Vallan, L.; Istif, E.; Gómez, I.J.; Alegret, N.; Mantione, D.

Thiophene-Based Trimers and Their Bioapplications: An Overview.

*Polymers* **2021**, *13*, 1977. <https://doi.org/10.3390/polym13121977>

Academic Editor: Hiromasa Goto

Received: 18 May 2021

Accepted: 12 June 2021

Published: 16 June 2021

**Publisher's Note:** MDPI stays neutral with regard to jurisdictional claims in published maps and institutional affiliations.



**Copyright:** © 2021 by the authors. Licensee MDPI, Basel, Switzerland. This article is an open access article distributed under the terms and conditions of the Creative Commons Attribution (CC BY) license (<https://creativecommons.org/licenses/by/4.0/>).

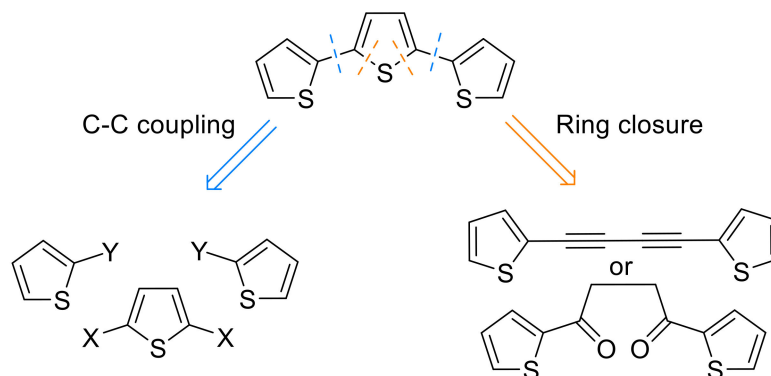
## 1. Introduction

Today, conductive polymers have become inalienable components of a wide spectrum of advanced technologies, including sensor and biosensors, batteries, solar cells, LEDs, and organic transistors [1–6]. Among conductive polymers, poly(3,4-ethylenedioxythiophene) (PEDOT) is undoubtedly the most widespread. In fact, a set of useful properties, such as high conductivity, superior photostability, low redox potential, transparency, and good processability, contributes to the exceptionality of this polymer [7]. Typically purchased as a water dispersion of PEDOT:PSS (poly(styrene)sulfonate), PEDOT is cheap and readily available for research purposes. As an alternative, PEDOT can be easily prepared by polymerization from the EDOT monomer, allowing the preparation of films on a wide range of substrates. While for the above-mentioned reasons PEDOT was quickly establishing itself as the gold standard of conductive polymers, the progress in organic synthesis gradually disclosed new possibilities for the easier preparation and modification of alternative thiophene-based structures, including thiophene and EDOT monomers carrying different functional groups. Therefore, a new research branch focused on the preparation of more



## 2. Synthetic Methodologies

The first isolated terthiophene was reported in 1942 and was obtained as a byproduct in the synthesis of bithiophene [9]. The Ullmann coupling method was exploited for the bithiophene synthesis by treating 2-iodothiophene with copper. Even if the main product of the reaction was bithiophene, terthiophene was also isolated in a small amount [10]. It is worth mentioning that, in 1947, terthiophene was extracted from a natural source: marigold flowers [11]. Since then, various approaches have been developed for the synthesis of terthiophenes, which can be grouped into two routes: the C–C bond formation between thiophenes or the ring closure reaction from precursor molecules (Scheme 2).



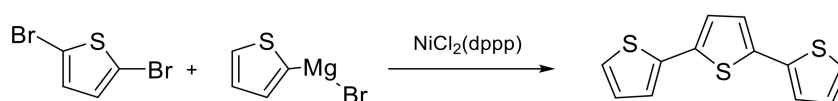
**Scheme 2.** The two main synthetic routes for the obtaining of the trimer scaffold.

### 2.1. Carbon–Carbon (C–C) Cross-Coupling Methods

Metal-promoted C–C coupling reactions are widely reported in the literature because of the ease of the experimental protocols and the high yield related. They consist in the formation of a new C–C bond with the aid of a metal catalyst. A description of the different C–C cross-coupling reactions is presented in the following sections.

#### 2.1.1. Kumada Reaction

Since the moment that conducting polymers were discovered, immediate attention was given to the synthesis of polyaromatic polymers such as polythiophenes [12]. In 1980, the Kumada reaction [13] was used for the synthesis of conducting polymers by Grignard cross-coupling of heterocyclic compounds [14,15]. Afterwards, the Kumada reaction was reported several times as an efficient method for the synthesis of various types of oligothiophenes. The Grignard reagent preparation and the further cross-coupling are usually performed in a one-pot reaction. First, 2-bromothiophene in ether-based solvent reacts with Mg in order to generate the corresponding organometallic compound; second, the addition of dibromothiophene derivatives and a metal catalyst (typically nickel or palladium complexes, 0.01–0.1 eq.) allows the elimination of magnesium bromide and the formation of a C–C bond. Organolithium intermediates could be useful to prepare derivatives bearing a bromine and a magnesium bromide on the same ring. The reaction proceeds under mild conditions with high reaction yields. A representative reaction scheme for terthiophene synthesis by Kumada coupling is depicted in Scheme 3. Terthiophenes synthesized by Kumada coupling have been used for direct applications or as intermediates for further reactions [16–24].



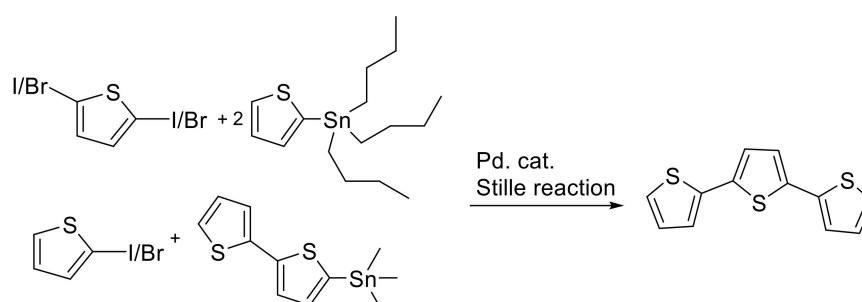
**Scheme 3.** Nickel-catalyzed Kumada reaction for the synthesis of terthiophene [16,18].

The Kumada reaction has some drawbacks with respect to other types of metal-catalyzed cross-coupling reactions. In fact, Mg or Li reagents are also reactive towards some

types of organic groups, including aldehydes and ketones, affording undesired byproducts when they are present as thiophene side groups [10]. To overcome this limitation, protecting groups can be used to mask the sensitive functional groups before the Kumada reaction. Another drawback is the high sensitivity to water and air of this reaction, which requires dry and oxygen-free reagents and solvents to achieve good yields.

### 2.1.2. Stille Reaction

Stille cross-coupling consists of the palladium-catalyzed C–C bond formation between an organotin aromatic compound and an aryl halide. Several types of palladium complex catalysts have been developed, such as Pd(PPh<sub>3</sub>)<sub>4</sub>, Pd(PPh<sub>3</sub>)<sub>2</sub>Cl<sub>2</sub>, Pd(dppp)Cl<sub>2</sub>, Pd(dppf)Cl<sub>2</sub>, and Pd<sub>2</sub>(dba)<sub>3</sub>. This reaction is one of the commonest methods for the synthesis of terthiophene and its derivatives, since it requires mild reaction conditions, is regioselective, and is compatible with many functional groups, including aldehydes, ketones, alcohols, nitriles, and esters [10]. The synthesis of unsubstituted terthiophene by Stille coupling is performed using 2,5-dibromo- or 2,5-diiodothiophene with organotin derivatives (such as tributyl(2-thienyl)tin) in presence of the Pd catalyst [25–29]. The reaction is illustrated in Scheme 4. An alternative approach was covered in the work of Kamal et al., where the Stille reaction was performed between a bithiophene-based organotin compound and a 2-bromothiophene. Although for the synthesis of terthiophenes by Stille coupling can afford high conversion yields (around 75–90%), the acute toxicity of organotin compounds should be of concern to those who may perform this reaction.

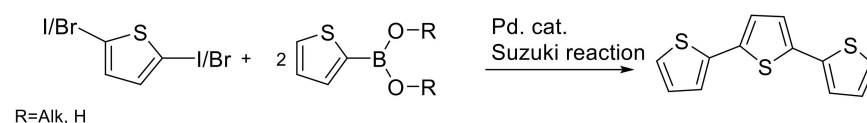


**Scheme 4.** Stille reaction for the synthesis of terthiophene [25–28].

### 2.1.3. Suzuki Reaction

In the synthesis of terthiophenes by Suzuki cross-coupling, a palladium complex catalyzes the C–C bond formation between a 2,5-dibromo- or 2,5-diiodothiophene and a thiophene boronic acid or boronate ester (pinacol ester) (Scheme 5). The Suzuki reaction is today the most common choice for the synthesis of terthiophene derivatives, thanks to its good yield (50 to 90%) and to its compatibility with the presence of functional groups both on the thiophene halide and on the thiophene boronate [30–32]. After the discovery of this reaction in 1979, many studies assessed its ability to work for different heterocyclic compounds. One of the first applications of Suzuki coupling on the synthesis of terthiophenes was presented by Gronowitz et al. [33], which reported the coupling of 2-thiophene boronic acid with 2,5-dibromothiophene with a 40% yield. Interestingly, they noticed that using an excess of 20% of boronic acid in the coupling reaction prevents the formation of mono-coupled byproducts, which are difficult to separate from the product. In the case of electron-rich heteroaromatics, the unwanted deboronation of organoboron compounds may also occur [33]. Melucci et al. demonstrated a facile, solvent-free and microwave-assisted approach for synthesis of various oligothiophenes derivatives via the Suzuki reaction. They reported the coupling of dibromothiophene with thiophene boronic acid using various Pd catalysts (5% mol with respect to boronic acid) in order to optimize the reaction yield [34]. Another microwave-based trimer synthesis was developed by Alesi et al. for the preparation of highly pure thiophene oligomers using silica- and chitosan-supported Pd complexes. The trimer has also been synthesized using 2,5-diiodothiophene instead

of 2,5-dibromothiophene [35]. A similar approach was covered by Di Maria et al., using chitosan-supported Pd for the synthesis of terthiophene for cell imaging applications [36].



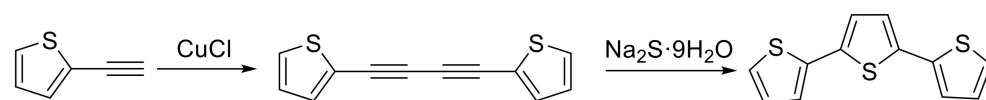
**Scheme 5.** Suzuki reaction for the synthesis of terthiophene [33,35].

## 2.2. Ring Closure Reactions

As an alternative to the C–C cross-coupling methods, ring closure reactions can be exploited for the terthiophene formation. Here, the central thiophene ring is formed last by a cyclization step on a precursor made of two thiophene rings connected by different possible structures.

### 2.2.1. Cyclization of 1,3-diynes

This strategy involves the formation of the central thiophene ring from a bis-thienylbutadiyne. This step gives good yields, but requires the synthesis of the diyne precursor. The preparation of diynes can be performed by oxidative coupling of 2-thienylacetylenes and further cyclization of the diyne group (Scheme 6) [37].



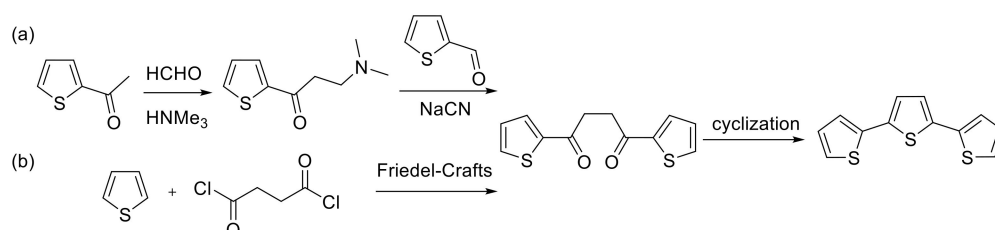
**Scheme 6.** Terthiophene synthesis by cyclization of 1,3-diynes [37].

Beny et al. first developed this strategy for the synthesis of terthiophene [37]. 2-thienylacetylenes were synthesized in two steps from 2-thiophenealdehyde: first, this molecule was converted to 2-(2,2-dibromoethenyl)thiophene using carbon tetrabromide (Corey-Fuchs procedure), then the treatment with *n*-butyllithium caused the de-hydrobromination and the formation of the alkyne. The oxidative coupling of 2-thienylacetylenes was performed with copper chloride. In the last step, a [4+2] peri-cyclic reaction of the 1,3-diyne group is driven by sodium sulfide, affording the final terthiophene structure in a total yield of 46%. Later, Perrine et al. increased the overall reaction yield of the terthiophene synthesis to 77% by improving the purification steps [38]. In another study, Carpita et al. used this synthetic procedure for the synthesis of terthiophene and thiophene-furan-thiophene type oligomers as antifungal agents [39]. This method was also applied for preparing terthiophene as intermediate for further modification, i.e. to obtain diiodoterthiophene [40], and thiolate-terthiophene [41]. In the last decade, many studies focused on the improvement and readaptation of this cyclization reaction. Zheng et al. described a one-pot, two steps radical reaction for cyclization of diacetylene precursor in the presence of KOH and sodium disulfide in DMSO. The reaction yielded the terthiophene without the use of a transition metal catalyst [42]. In another study, the synthesis of terthiophene was achieved from the diacetylene precursor with elemental sulfur and NaOtBu as reactants [43]. Urselmann et al. reported a one-pot synthesis of terthiophene where 2-iodothiophene is converted to terthiophene using a Pd/Cu-catalyzed Sonogashira–Glaser process followed by sulfide-mediated cyclization [44].

### 2.2.2. Cyclization of 1,4-diketone

Another convenient method for the synthesis of terthiophenes by cyclization employs thiophene-substituted 1,4-diketones. Wynberg et al. reported a pathway for the synthesis of 1,4-dithienyl 1,4-diketone starting from 2-acetylthiophene. In here, a Mannich reaction converts 2-acetylthiophene into the corresponding  $\beta$ -aminoketone, which reacts in a further step with an activated thiophene aldehyde (Stetter reaction) to give the 1,4-di-(2'-thienyl)-1,4-butanedione in 70% yield as shown in Scheme 7a [45]. The synthesis of 1,4-dithienyl

1,4-diketones can also be achieved via Friedel-Crafts acylation, i.e. two equivalents of thiophene are made react with succinyl chloride and  $\text{AlCl}_3$  (Scheme 7b) [46]. An alternative approach consists of the synthesis of 1,4-di-(2'-thienyl)-1,4-butanedione by oxidation of the silyl ether of 2-acetylthiophene [47]. Once the diketone product has been obtained, it can be cyclized into the terthiophene by means of different strategies, including treatment with  $\text{H}_2\text{S}$  and  $\text{HCl}$  (Paal-Knorr synthesis), phosphorous (V) sulfide or Lawesson's reagent (L.R.) [46,48–51].



**Scheme 7.** Synthesis of 1,4-dithienyl 1,4-diketone: (a) via Mannich reaction using 2-acetylthiophene, (b) via Friedel-Crafts reaction using thiophene; and cyclization to afford the terthiophene [45,46].

### 2.3. Other Synthetic Strategies

Ben-Haida et al. developed a unique approach, consisting of the cleavage of polymer-supported aryl 2-thienyl ketones using a mixture of potassium tert-butoxide and water. The cleavage reaction affords the terthiophene as product [52]. Leriche et al. reported in their study the formation of terthiophenes as side product: their work pursued the synthesis of star-shaped phosphorous oligothiophene derivatives, however, during the coupling reaction, with a stoichiometric amount of 2-tributylstannylthiophene and in the presence of  $\text{Pd}(\text{PPh}_3)_4$  as catalyst undesired terthiophene was obtained in 20% yield [53].

## 3. Trimer Structures

### 3.1. Unsubstituted EDOT-Containing Thiophene-Based Trimers

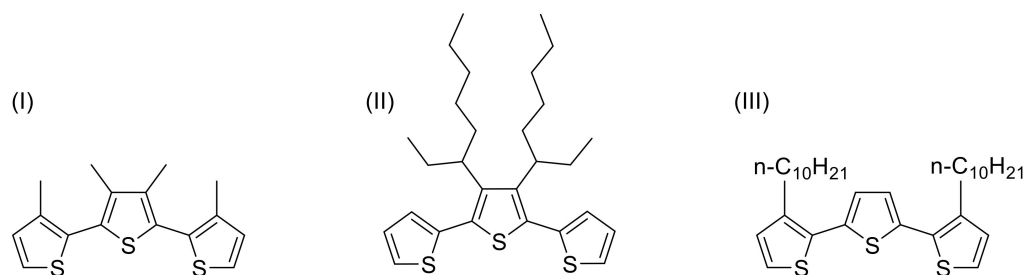
In this class are included all the thiophene-based trimers composed by at least one EDOT unit. The introduction of EDOT in the trimer is a straightforward approach for tuning the electrical and optical properties of the whole structure. Different triads built from different combinations of thiophene and EDOT units have been reported, including EDOT-EDOT-EDOT, EDOT-Thiophene-EDOT and Thiophene-EDOT-Thiophene. Cross-coupling reactions for the C-C bond formation between EDOT and thiophene monomers have been widely exploited for the purpose.

Grignard/Kumada reaction is one of the most reported synthesis methods for the preparation of unsubstituted EDOT trimers (TerEDOT). In here, an EDOT halide initially reacts with Mg to form the Grignard reagent. Afterwards, dibromo- or diiodoEDOT is added and a Ni(II) catalyst promotes the coupling to give terEDOT [54–59]. Kumada reaction was also applied to the synthesis of other unsubstituted EDOT-based trimers, such as thiophene-EDOT-thiophene [60,61] or EDOT-Thiophene-EDOT [62,63]. In alternative, Suzuki [64–66] and Stille [67–70] coupling reactions offer valuable routes for the synthesis of EDOT-based trimers. EDOT organoboron and organotin compounds can be easily synthesized and further coupled with aryl-halide to complete the synthesis of EDOT-based trimers. Lastly, Borghese et al. developed a novel synthetic method for the preparation of EDOT-based trimers consisting of a direct regioselective C–H arylation reaction. The reaction takes place between 2-bromothiophene and EDOT and it is catalyzed by  $\text{Pd}(\text{OAc})_2$  or  $\text{Pd}(\text{Cl})_2$ . This approach provides a simple way for the synthesis of oligothiophene series [71].

### 3.2. Saturated Aliphatic Substituents

Terthiophenes substituted with one or more bare aliphatic chains are among the most reported types of thiophene-based trimers (examples in Scheme 8). One of the first reports

dates back to 1960 and exploit a synthetic pathway discovered in 1947 [72]. It consists of an Ullmann coupling using iodothiophene derivatives bearing one or two methyl in position 3 and/or 4 [9,73]. The methyl groups can be also inserted on the central thiophene ring through a [4+2] cycloaddition reaction on di-carbonyl compounds that involves elemental sulfur [37] or the Lawesson's reagent [74]. Recently di- [75] and monomethyl [16] derivatives were prepared through Ni-catalyzed Kumada reactions [17,76,77], as well as ethyl derivatives [78,79]. Monosubstituted trimers have been obtained with a large variety of alkyl groups: by Kumada reaction the octyl [17,77], decyl [80] or dodecyl [81] side groups, by cyclization reaction with substituted diketones and the Lawesson's reagent in the case of butyl [82], and dodecyl [82], or with phosphorus pentasulfide in the case of eptyl [83] and octadecyl [83]. Pd-catalyzed Suzuki coupling was exploited for the obtaining of octyl derivatives [33,84]. The hexyl side chain is among the commonest alkyl moieties in trimer derivatives. Monohexyl trimers have been synthesized by Pd-catalyzed Kumada [85] and Stille coupling [86,87]. Dihexyl trimers substituted in 3 and 3'' were prepared via Ni- [88–94] or Pd-catalyzed Kumada coupling [95], Suzuki coupling [96,97] and Stille coupling [98]. Dihexyl derivatives in position 3',4' were obtained through a variant of Ni-catalyzed Kumada reaction [99]. Disubstituted trimers have been achieved also with di-methyl in 4,4'' using Lawesson's reagent [100] or in 3,3'' using a Pd-Grignard [101] or Pd-halogen coupling [102], di-butyl chains in 3'-4' either using Ni-Grignard [103,104] or using Pd-Grignard [105,106], di-tert-butyl 3',4' using a Zn-Grignard [107], di-octyl in 3,3'' with Ni-Grignard [108–114], Stille [115,116], Suzuki coupling [117] and halogen substitution [118], di-decyl in 3',4' using a Stille coupling [119], di-undecyl [120] dodecyl via Suzuki [121,122] and di-hexadecyl [123] using metal-Grignard reaction pathways.



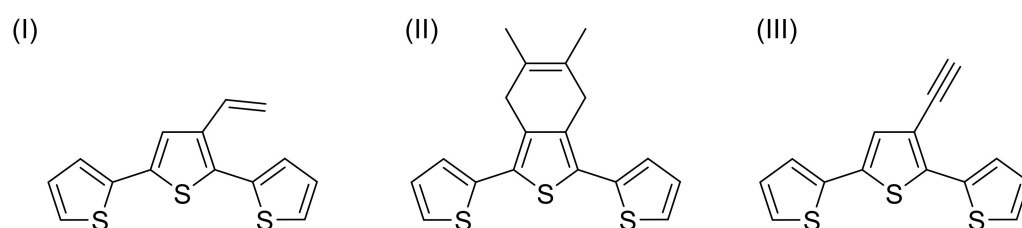
**Scheme 8.** Examples of alkyl-substituted terthiophenes (I) [124]; (II) [125]; (III) [126].

Additionally, branched aliphatic chains have been introduced on trimers: mono- (3') and disubstituted (3'-3'') 2-ethylhexyl have been obtained by Ni-catalyzed Kumada [125,127] or Stille coupling [128]. Stille Coupling was also exploited to insert in 3 and 3'' positions two 2,7-dimethyloctyl chains [129]. Lastly, a bis-2,2-dimethyl-butyl group was located in position 3 and 3'' through a variation of the Ni-catalyzed Kumada reaction [130]. Although less common, some trimers substituted with more than two alkyl chains have been reported. For example, Tri- [131] and tetramethyl [124,132] derivatives have been synthesized following a Ni/Pd-catalyzed Kumada reaction as well as trioctyl derivatives by means of the same procedure [133], by Stille coupling [134] or by Suzuki coupling [135]. Trihexyl substituted trimers were obtained via Kumada coupling [136–138], Stille coupling [139], Suzuki coupling [140], Fe-catalyzed Grignard [141] nucleophilic addition [142] and TEMPO-catalyzed Kumada reaction [143–145]. More recently microwave-assisted reactions were successfully employed for the introduction of trihexyl [146] and 3,3''-didecyl [126] groups with an adapted Stille coupling and of methyl and hexyl groups by means of decarboxylative Pd-catalyzed cross-coupling [147].

### 3.3. Unsaturated Aliphatic Substituents

Compared to the saturated alkyl derivatives, unsaturated derivatives are less reported. Trimers with a double-bond in 3' position were obtained using Wittig reaction [148], metal-catalyzed Grignard reaction [149,150] and Sonogashira coupling [151]. This last strategy

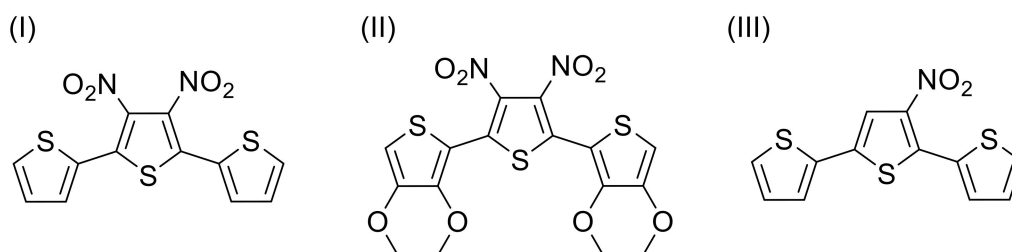
was used with a EDOT-thiophene-EDOT trimer [152]. Notably, an unsaturated alkyl trimer was obtained by formation of the central unit with a diketone derivate and  $P_4S_{10}$  [153]. Regarding the alkyne functionality, the favored synthetic strategy for the insertion of triple bonds is the Sonogashira cross-coupling, consisting of the reaction between a bromoalkyl substituted trimer with an alkyne. While gaseous acetylene is normally unusable, trimethylsilyl acetylene or 2-methyl-3-butyn-2-ol can be used for the introduction of a triple bond synthon. A further deprotection step is needed in order to obtain the ethynyl moiety. Through this method, trimers substituted in position 3' [154,155] and 3',4' [156] were obtained. Sonogashira coupling with 2-methyl-3-butyn-2-ol followed by deprotection with potassium hydroxide provided monosubstituted trimers [157–159]. Tetrabutylammonium fluoride has been also reported as efficient deprotecting agent [160,161]. Wittig reaction with an halogen derivate has also been used to form an alkene and, subsequently an triple in bond in 3' by intramolecular elimination [162]. Some examples are shown in Scheme 9.



**Scheme 9.** Examples of unsaturated aliphatic groups on terthiophenes. (I) [149]; (II) [153]; (III) [154].

### 3.4. Nitro Groups

Nitro-substituted thiophene trimers are synthesized by previous nitration of the thiophene monomer, followed by carbon-carbon cross coupling. Nitroderivatives of thiophene trimers are usually employed as intermediates for the synthesis of amino-substituted trimers. Commonly, nitro groups are introduced in positions 3 and 4 of 2,5-dibromothiophene. The resulting 2,5-dibromo-3,4-dinitrothiophene is coupled with organotin or organoboron thiophene derivatives in a metal-catalyzed Stille or Suzuki reaction, thus affording 3',4'-dinitro trimers [27,163–179]. In some cases, the organotin or organoboron thiophene derivatives carried alkyl or ether chains, that were in this way introduced on the resulting dinitroterthiophene [101,180–190]. In the work of Zotti et al., two EDOT monomers were coupled with the central dinitrothiophene with a yield of 52% [191]. An alternative approach for the synthesis of nitrated thiophene trimers was reported by Leitch et al. [192]. In here, the nitration of the trimer was performed using nitric acid and acetic acid. Although this method conveniently involves only one step starting from commercially available terthiophene, the disadvantage is that it is not regioselective: the direct nitration of terthiophene yields a mixture of four different nitro- regioisomers and column chromatography separation is required. Some examples are shown in Scheme 10.



**Scheme 10.** Examples of nitro substituted trimers. (I) [163,164,192]; (II) [192]; (III) [191].

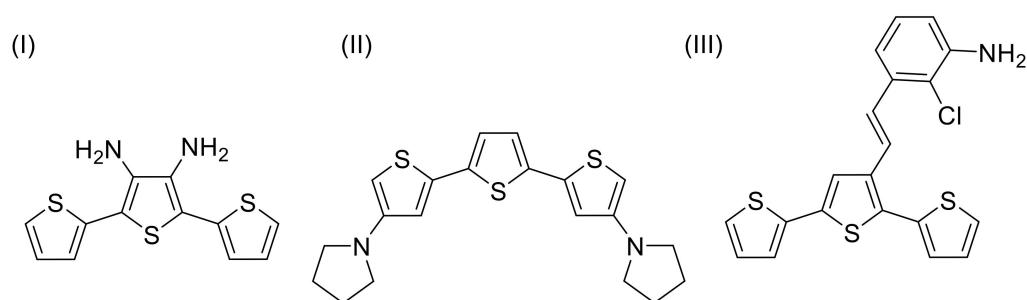
Trimers carrying nitro groups which are not directly linked to the thiophene ring are also well-documented in literature. For example, nitrophenyl was employed as intermediate groups for obtaining aminophenyl-functionalized trimers [193–195]. Overall, when



nitro groups were connected directly to the thiophene ring, they were used as intermediates for the synthesis of amine-based trimers.

### 3.5. Amines

Amines are conveniently obtained by reduction of nitro groups. Commonly, they are introduced in the positions 3' and 4' of the trimer [101,163,165,190,196], but there are examples of trimers carrying amines in 3 and 3'' position [197] and even in 4 and 4'' position [198]. Nitro- or dinitrothiophene is converted to amino- or diaminothiophene by using Sn metal or SnCl<sub>2</sub> and hydrochloridric acid [101,177,199]. Nevertheless, in order to form the trimer, the amino groups on the monomers should be protected first with tert-Butyloxycarbonyl (Boc), since free amines can interfere in the coupling reaction affording undesired side products [197,200]. For this reason, nitro groups are sometimes reduced after the formation of the trimer. In this case, iron metal in acetic acid solvent has been used as an alternative to SnCl<sub>2</sub>/HCl for the nitro reduction [165,171]. Other reduction methods involve H<sub>2</sub> on Ni in ethanol [185], H<sub>2</sub> on Pd/C in ethyl acetate [201] or Zn metal in acetic acid [184]. When directly connected to the thiophene ring, amines are frequently exploited as electron donors. Thiophenes carrying amines can be coupled with nitro- or imido- thiophenes: the presence of both electron donating and electron withdrawing pending groups confers to the resulting trimers a strong zwitterionic-like character [202]. 3,4-diaminothiophene is a widely used trimers building block, not only because of amines electron donating properties, but also as an intermediate for the synthesis of extended conjugated systems such as thienopyrazines [167,199,203], thienothiadiazoles [173,186,190,204], thienoimidazoles [171,205], thienoselenadiazoles [206], and more complex aromatic structures based on those. The preparation of trimers carrying N-linked amide [207], carbamate [197], ethoxyamyl [208] and oxamate [209] groups is obtained by amine acylation with the corresponding acyl chlorides or anhydrides. Trimers carrying aliphatic and aromatic amines not directly linked to the thiophene ring are also well-documented in literature. For example, amino-styryl [210–212] and aminopyrimidyl [212–218] trimers were abundantly employed for sensing and biological applications, as well as aminoacid-linked trimers [200,219]. Some examples are shown in Scheme 11.

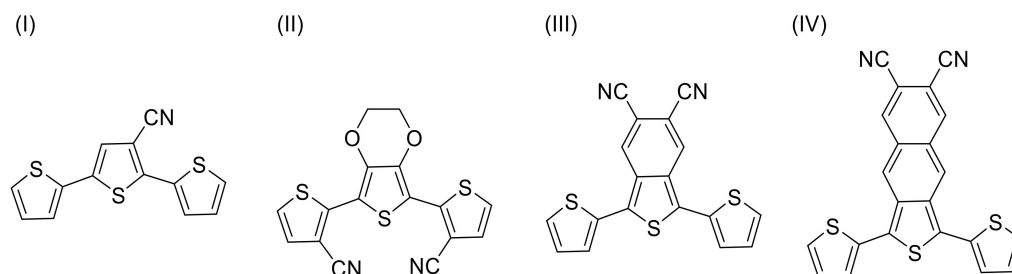


**Scheme 11.** Examples of amino substituted trimers. (I) [101]; (II) [198]; (III) [210].

### 3.6. Nitriles

Because of their strong electron withdrawing character, cyano groups (-CN) are introduced on thiophene- or EDOT-based trimers in order to tune their optical and electronic properties. In literature, several studies reports that cyano groups can be incorporated onto different trimer positions by exploiting different synthetic methodologies. However, Suzuki and Stille coupling reaction are not widely reported for the synthesis of these trimer derivatives. The principal reasons are two: the difficulties of bromination, especially when the cyano groups are in the 3 position on thiophene and the challenge in the preparation of organotin or organoboron version of a cyano derivate. Grignard reaction is neither a safe route due to high chemical reactivity of the nitrile groups. Common methods for the preparation of cyano trimers are using a palladium-catalyzed coupling reaction via organotin or organozinc intermediates and direct introduction of cyano groups. Organozinc

intermediates are formed on the cyano thiophene derivatives, and further the intermediates are coupled with bromo thiophenes in presence of Pd catalysts [220–223]. Some examples are shown in Scheme 12.



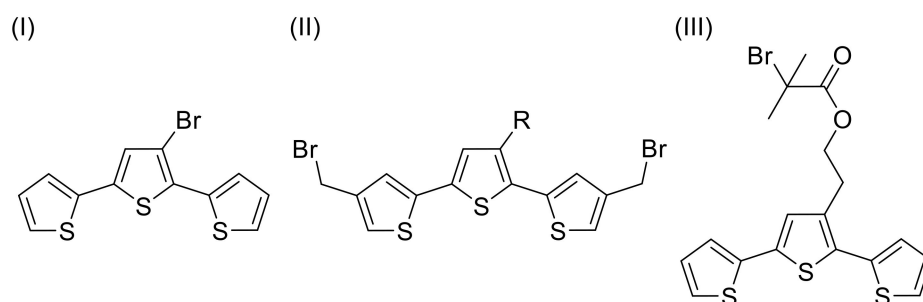
**Scheme 12.** Examples of cyano-substituted trimers. (I) [223]; (II) [221]; (III,IV) [224].

Trimers carrying cyano groups which are not directly linked to the thiophene ring are also well-documented in literature. Using *p*-toluenesulfonylmethyl isocyanide or Lawesson Reagent, cyano groups can be introduced on the trimer structure [225,226]. In another study, 2-aminothiophene-3-carbonitrile was covalently linked to the trimer aldehyde in presence of acid to form an azomethine derivative [226]. Furthermore, some cyano derivatives were obtained by treating with *t*-BuOK the 1,3-Dithiol-2-one heterocyclic ring fused on the central thiophene of the trimer. The resulting compound carries two nitrile moieties linked to the trimer through thioether groups. In a further step, this molecule can be exploited for the preparation of cyclic thioethers [227,228]. Lastly, Hsu et al. synthesized and exploited the electrochemical properties of some fused benzo- and naphthonitrile derivatives [224]. The synthesis of thiophene-EDOT-thiophene trimers with the cyano groups on the side units (3 and 3' position) was accomplished by a palladium-catalyzed coupling reaction, using organozinc thiophenes carrying a nitrile and dibromothiophene as starting materials [221,223,224].

### 3.7. Bromo Groups

Bromine is the most exploited halogen for cross-coupling reactions. Bromo-trimers are normally obtained by bromination of the monomer precursors. In here, the bromination of the thiophene monomers is performed not only in 2 and/or 5 position, that are the ones suitable for the trimer preparation, but also in 3 and/or 4, where other functional groups can be attached by cross-coupling C-C bond formation. Rasmussen et al. studied extensively how the regioselectivity of bromination is influenced by electronical and sterical effects [229]. Trimers bearing a bromine atom in 3' were prepared by Stille [230], Grignard [149,150], Kumada [215,229,231–234], Suzuki [154,235,236] and microwaves Suzuki reactions [157]. Dibromo derivatives in 3' and 4' have been obtained using Grignard [237] organotin [238], Suzuki [239–241], Kumada [237] and palladium C-C coupling [156,242]. Finally a 3,3''-dibromoterthiophene was obtained by debromination reaction in 1,1'' [160] and a 4,4''-dibromoterthiophene was prepared by final formation of central thiophene ring via Lawesson reagent [243]. The synthesis of tetrabromo derivatives was achieved by Nishishi coupling [244–248].

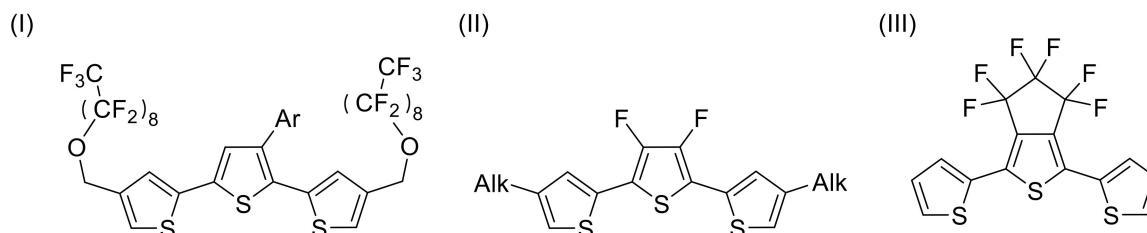
The insertion of bromine was also performed on the trimer. By using NBS and AIBN two bromomethyl groups in position 4 and 4'' were attached (Scheme 13, II) [249]. Another way to obtain trimers carrying bromo functional groups is to introduce them as pending group of reactive molecules, for example by reaction of an hydroxyl functionalized trimer with bromoacetyl chloride (Scheme 13, III) [250,251] or with a dibromo alkyl chain [252]. Bromo pending groups were further exploited for the Atom Transfer Radical Polymerization (ATRP) of the trimers [253,254]. EDOT-containing brominated trimer are also reported: 3'-bromoProDOT-like trimer has been obtained using an organotin derivate [155] as well as a 3'-bromo(EDOT-thiophene-EDOT) [152].



**Scheme 13.** Examples of bromo substituted trimers. (I) [230]; (II) [249];(III) [254].

### 3.8. Fluoro, Chloro, and Iodo Groups

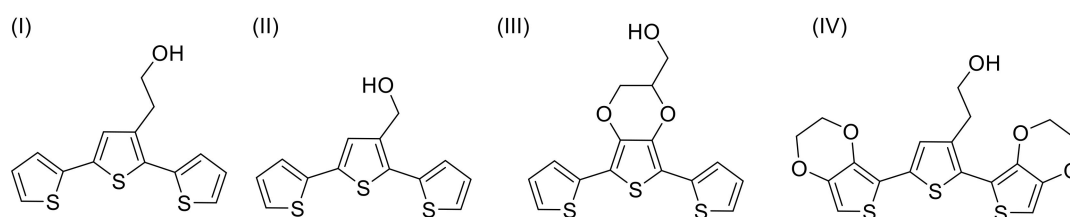
Few examples of fluorinated substituents are available in literature. A common strategy consist in the substitution reaction between a bromo group attached to the trimer and the desired perfluorinated alcohol molecule, forming an ether. This strategy allowed to connect in 3' a perfluorinated chain of seven [255] and nine carbons (Scheme 14, I) [249]. Fluorotrimers were obtained by using fluorinated monomers for the C-C cross-coupling reaction. In this way, 3',4'-difluoroterthiophene (Scheme 14, II) [256], 3'-perfluorohexylterthiophene [257] and 3,3''-bis(perfluorohexyl)terthiophene [258] were obtained. Also, a difluoro[c]'-fused maleimide [259] and a fused [c]'-perfluorocyclopentane group (Scheme 14, III) were introduced on the trimer [260,261]. An unusual structure containing two terthiophenes bridged by a perfluorocyclopentane ring was employed as photoswitch [262]. There are very few works reporting the synthesis of iodo [263] and chloro [264,265] trimers.



**Scheme 14.** Examples of fluoro-substituted trimers. (I) [249]; (II) [256]; (III) [260,261].

### 3.9. Alcohols

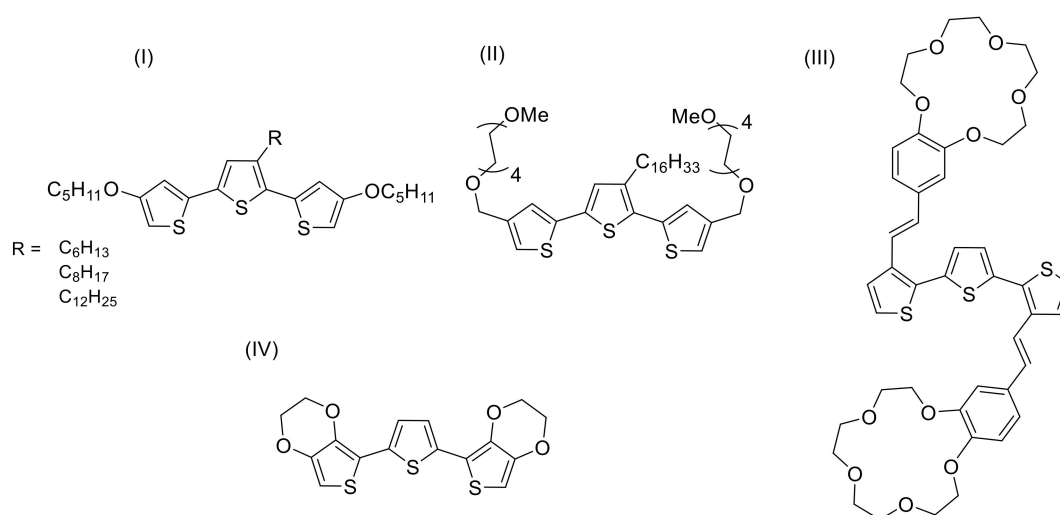
An alcohol pendant group is a chemically useful linker. Trimer functionalization has been achieved by exploiting alcohol reactivity to form several ethers [266–271] or esters [253,272–275]. 3-thiopheneethanol is commercially available and it is the most used precursor for building trimer alcohols, such as [2,2':5',2'']-Terthiophene]-3'-ethanol. In alternative, the same structure can be obtained by reduction with lithium aluminum hydride ( $\text{LiAlH}_4$ ) of Ethyl 2-(2,5-di(thiophen-2-yl)thiophen-3-yl)acetate [275]. The hydroxyl function was also obtained by aldehyde reduction. In this way, methyl alcohol was obtained either in position 3' [148,276,277], in position 3 [278], or in position 3 and 3'' [279], affording asymmetrical or symmetrical trimers with the alcohol group on the lateral units. An example of asymmetric trimer carrying alcohols on the lateral units is given by the works of the van Esch's group, where the  $-\text{OH}$  terminated poly(ethylene glycol) chains are connected in position 3'' and 4 [280,281]. Trimers with central and/or lateral EDOT units were synthesized. Hydroxymethyl EDOT is a commercial molecule and it was inserted both between two thiophene units (Scheme 15, III) [282] and between two EDOT units [271]. Otherwise, central 3-thiopheneethanol was coupled with two EDOT molecules (Scheme 15, IV), forming an EDOT-thiophene-EDOT trimer [271].



**Scheme 15.** Examples of hydroxyl-substituted trimers. (I) [275]; (II) [148]; (III) [282]; (IV) [271].

### 3.10. Ethers

Ether is one of the most widespread pendant group of terthiophenes. It is known that alkoxy chains increase the solubility and improve the electronic properties of trimers and, therefore, their presence is ubiquitous in the literature. Typically, two O-connected alkyl chains (one per lateral unit) are found in 3 and 3'' [71,283–286] or in 4 and 4'' position of the trimer (Scheme 16, I) [287–294]. Besides, structures with one [295,296] or two [297,298] alkoxy groups on the central thiophene, in 3' and 4' position, were synthesized. Methoxy [283], ethoxy [296], butyloxy [298], pentyloxy [88,287], hexyloxy [290,298], octyloxy [298], decyloxy [290,299] pendant groups, among many, have been reported. Another type of common ether-based pendant group is poly(ethylene glycol). Similarly to the alkoxy groups, poly(ethylene glycol) chains were positioned on both the lateral units (Scheme 16, II) [185,281,286,300] or on the central thiophene [269,301–304], in order to improve the solubility of the trimer or as linker between the trimer and other materials. Several crown ethers, a special category of poly(ethylene glycol) pendant groups, have been synthesized for cation sensing applications. Different ring sizes were prepared [234,305–308]. The crown ether was connected directly to the trimer [307–309] or by means of other functionalities, such as cyano or styryl lateral groups (Scheme 16, III) [305,306,310,311]. In some works, trimer's alcohol group has been converted to ether for functionalization purposes [266–271]. Finally, EDOT, a very common building unit of trimers, owes its peculiar electronic properties to the cyclic double ether pendant group (Scheme 16, IV).



**Scheme 16.** Examples of ether-substituted trimers. (I) [288]; (II) [281]; (III) [305]; (IV) [62].

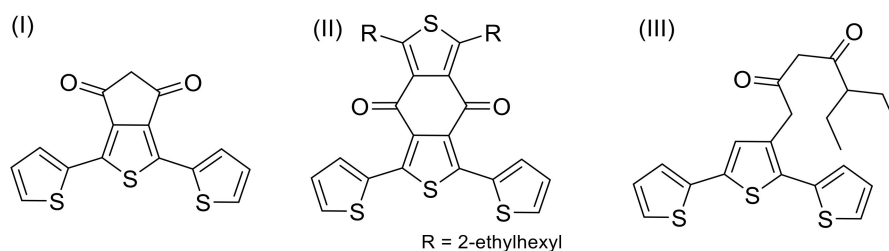
### 3.11. Thioethers

Several thioethers directly connected to the trimer by sulfur were reported. Alkylsulfanyl chains of different lengths were introduced on the central [228,296,312,313] and/or on the lateral [306,314,315] thiophene units. Additionally, some examples of vicinal sulfurs, in position 3' and 4' of the trimer, are reported [227,228,312]. A particular case is the all-sulfur analog of PEDOT, whose effect on the electronic properties of different trimers

was scrutinized [227,316]. Fused dithiino spacer groups, with sulfur atoms connected in position 3' and 4' of the trimer, were obtained from a 1,3-dithiole-2-thione intermediate [317]. This functionality was exploited for connecting to the trimer some redox-active pending groups, i.e. substituted tetrathiafulvalenes [318–320] and fluorenes [318,321]. A similar strategy was covered for the preparation of dithiinoquinoxaline [322] and tetrathianaphthalene [323] units.

### 3.12. Ketones

Ketones are strong electro-withdrawing groups and, if directly connected to the thiophene ring, can increase the electrophilicity of the trimer. Therefore, they are commonly introduced for tuning its electronic properties. Y. Ie et Al. prepared trimer ketones through the insertion of dioxocyclopenta[c]thiophene between two thiophene units by Stille or Suzuki coupling (Scheme 17, I) [259,324,325]. Moreover, the acidic  $\alpha$  position between the two ketones was exploited for further functionalizations [324,325]. The benzodithiophenedione structure is another cyclic ketone and serves as acceptor unit in donor-acceptor copolymers for photovoltaic applications (Scheme 17, II). Trimers formed by a central benzodithiophenone linked to two thiophene rings are prepared by Stille coupling and present some variation on the pendant group [242,326–333]. Finally, a terthiophene linked to a non-cyclic  $\beta$ -diketone was also reported (Scheme 17, III) [334].



**Scheme 17.** Examples of carbonyl- (oxo) substituted trimers. (I) [259]; (II) [326]; (III) [334].

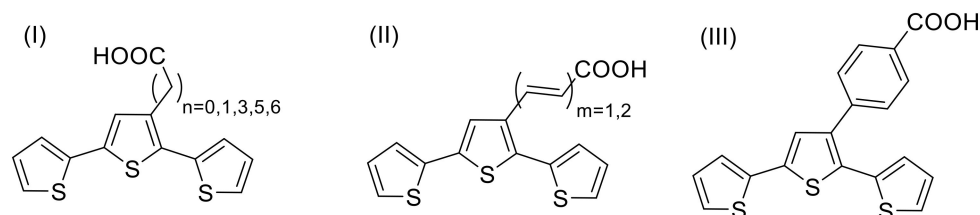
### 3.13. Aldehydes

The preparation of trimer aldehyde most commonly employs 3-thiophenecarboxaldehyde as a commercially available starting material. This monomer can be inserted as the central unit of the trimer by a bromination step followed by Suzuki coupling with thiophene- or EDOT-boronic acids [276,279,294,335–338]. The resulting trimer has an aldehyde attached in position 3'. The same structure was also achieved by Grignard metathesis. Nonetheless, in this case it was required the protection of the aldehyde group with 2,2-dimethylpropane-1,3-diol before the coupling reaction [338]. W.-C. Xu et Al. afforded an asymmetric trimer with the aldehyde attached to position 4 of a lateral unit [278]. Trimers with two aldehyde groups were also prepared, in position 3' and 4' on the central unit [242], or in position 3 and 3'' on the lateral units [71]. The presence of an aldehyde group connected to the thiophene ring is of great advantage for the functionalization of trimers. For example, several  $\beta$ -substituted trimers were prepared by Wittig's condensation between the aldehyde and a phosphonium salt [148,279,338,339]. Aldol condensations involving the trimer aldehyde and an amide [340], ketone [341], diketone [337] or malonitrile [294] group were also successfully performed.

### 3.14. Carboxylic Acids

Various trimer carboxylic acids have been prepared, directly connected to the thiophene rings [342–345] or linked through a spacer. In fact, spacers of one [346–352], two [279,353,354], three [355], four [354], five [356] or six [350] carbon atoms are reported (Scheme 18, I and II). Benzoic acid, connected in para on position 3', is also reported (Scheme 18, III) [249,357]. Since the Suzuki or Stille coupling are not compatible with the presence of carboxylic acids, this group is normally converted to methyl or ethyl ester before the formation of the trimer [344,346,350,351]. Once the trimer is obtained,

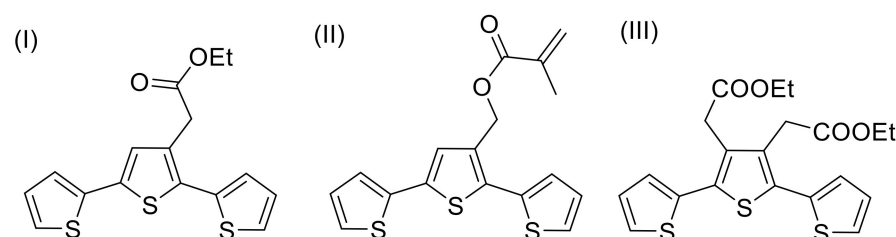
the ester is hydrolyzed and the carboxylic acid restored. Therefore, common precursors of carboxylic acid trimers are 3-thiophenecarboxylic acid and 3-Thiopheneacetic acid. Thiophene aldehyde can be converted to  $\alpha,\beta$ -unsaturated carboxylic acid by aldol condensation [279,354]. Furthermore, in order to avoid the esterification and the hydrolysis steps, in some works the carboxylic acid is obtained by hydrolysis of nitrile [313,342,345]. The negative charge of carboxylic acid is widely exploited for promoting attractive interactions between the trimer and other molecules, materials or surfaces [349,350,355,358,359]. Additionally, trimers carrying a carboxylic acid can be easily functionalized by esterification or amidation [343,346,347,360].



**Scheme 18.** Examples of carboxylic acid substituted trimers. (III) [249].

### 3.15. Esters

Ester is a multivalent group employed for the preparation and functionalization of trimers. Esters have been introduced for tailoring the physical and electronic properties of trimers and trimer-based polymers [63,242,361–363], as intermediates for the preparation of alcohols [272,275,350,364,365] and pyridazinediones [366,367] and as a carboxylic acid protecting groups in the Stille and Suzuki couplings [344,346,350]. The ester formation is a preferential strategy for the functionalization of trimers. The alcohol [250,253,273–275,277,364,365,368,369] or the carboxylic acid [302,343,344,346,347] on the trimer is exploited for this purpose (Scheme 19, I and II). In this way, several molecules, nanoparticles and other functional materials were covalently linked to the trimers, including spiropropan [343,370], gold nanoparticles [371], poly(ethylene glycol) [302,372], cellulose [373], methacrylate [277], thiocarbonylthio derivate useful for RAFT (Reversible addition–fragmentation chain-transfer) polymerization [275] and olefin dendrons [374]. Numerous works report the preparation of the 3',4' trimer diester (Scheme 19, III) [242,361,362,366,375,376]. Additionally, the work of A. Fazio et Al focuses also on the synthesis of trimers carrying esters on the position 3,4 and 3'',4'' of the lateral thiophenes, rather than on the central one [362].

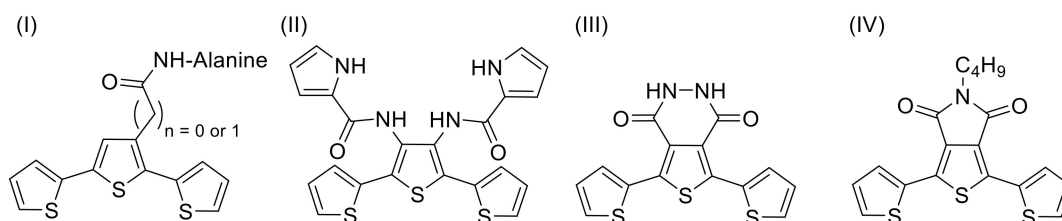


**Scheme 19.** Examples of ester-substituted trimers. (I) [346]; (II) [277]; (III) [376].

### 3.16. Amides

The amide bond formation is an excellent approach for the easy and stable attachment of pendant groups to the trimer. Functional pendant groups carrying an amine or a carboxylic acid were attached respectively to trimer carboxylic acid [303,304,377–381] or amine (Scheme 20, I and II) [207–209,382]. The amide formation occurs on the side group of the central thiophene either before [377–380] or after [207,381,382] the formation of the trimer and it is typically achieved by carboxylic acid activation by acyl chloride [207–209,378] or a carbodiimide coupling agent [377,379–381], followed by amine nucleophilic substitution. Instead, the reaction between a trimer diester and hydrazine leads to the formation

of a pyridazinedione pendant group on the central unit (Scheme 20, III) [366,367]. A significant subcategory of trimer amides presents as central unit a thieno[3,4-c]pyrrole-4,6-dione (Scheme 20, IV). This structure is a strong electron acceptor; therefore, it has been widely studied as component of donor-acceptor zwitterionic copolymers. The monomer is prepared by conversion of a 3,4-thiophenedicarboxylic acid [197,202,383] or its cyclic anhydride [383–386] to acyl chloride and subsequent introduction of the desired amine. Depending on the amine, several linear and branched alkyl chains of different lengths were introduced on the N-position, with the purpose of improving the solubility of the resulting material [383,387–389]. The pyrrole-dione group is also found on perylene-fused trimers [185,390,391].



**Scheme 20.** Examples of amide-substituted trimers. (I) [377]; (II) [207]; (III) [366]; (IV) [202].

### 3.17. Fused Aromatics

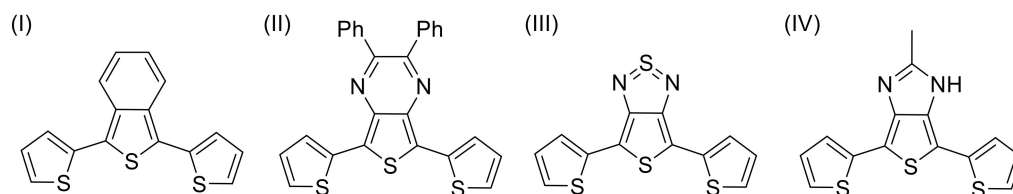
The bandgap of trimers can be tuned efficiently by extending their conjugated system with fused aromatic pending groups. In fact, merging electron donating or electron withdrawing aromatic groups with the thiophene rings leads to changes in the HOMO and LUMO energy of the whole system. Most commonly, the central thiophene is fused with aromatic rings like benzene, pyrazine, thiophene, thiadiazole or imidazole, that can, in turn, be connected or fused with other aliphatic or aromatic groups. All these possibilities led to the preparation of a huge variety of terthiophenes with extended aromaticity and new optoelectronic properties.

Different strategies were developed in order to obtain a trimer with a central benzo[*c*]thiophene unit between two thiophene units (dithienylbenzo[*c*]thiophene) (Scheme 21, I). Typically, two equivalents of 2-mercaptopyridine react with 1,2-Benzenedicarbonyl dichloride, forming two reactive thioester bonds [392–396]. Afterwards, the mercaptopyridines are replaced by two thiophene substituents, by addition of 2-thienylmagnesium bromide. Finally, the central thiophene unit is obtained by employment of either phosphorous pentasulfide [397,398], Lawesson's reagent [392–395,399] or Davy's reagent [396]. Benzene-1,2-dicarbaldehyde can be used in the place of 1,2-benzenedicarbonyl dichloride: in this case 2-thienylmagnesium bromide directly reacts with the aldehyde groups, but the oxidation of the resulting alcohols to ketones is then needed before the Lawesson's reagent step [400,401]. Other similar approaches with slightly different starting materials were successfully performed [402–407]. Finally, also the classic Stille or Suzuki coupling is a feasible pathway [390,404,408]. Benzene rings with a variety of substituents were introduced through those methods on the central unit of the trimers, including chloro [394], methoxyl [409], and alkyl groups [393,396], as well as sulfides [393], esters [224], nitriles [224], amides [390,408] and additional aromatic rings [224,405,410].

Pyridazine and pyridazine derivatives form a large category of fused aromatic rings on terthiophenes. The thienopyrazine, the central unit of the trimer, acts as electron acceptor, while alkyl-substituted lateral thiophenes act as electron donor. The zwitterionic character of the trimer results in the destabilization of the HOMO and the narrowing of the bandgap. The synthesis of 5,7-di(2-thienyl)thieno[3,4-*b*]pyrazine (Scheme 21, II) involves a 3',4'-terthiophene diamine and an  $\alpha$ -diketone. The double condensation occurring between amines and ketones forms a pyridazine ring fused with the central thiophene. Therefore, changing the diketone substituents, a large variety of substituted pyrazine rings can be obtained, such as alkyl groups [178,411], unsubstituted and substituted phenyl

groups [180,196,412–415], thiophenes [413,416,417], furans [201,418], pyridines [419,420], phenazine [421], naphthalimide [185], perylene imide [422] carbazole [423], and fullerene [424]. In alternative to  $\alpha$ -diketones, an  $\alpha$ -diester [167] or an  $\alpha$ -diimine [425] can be employed for the obtaining of functionalized thienopyrazine units.

Besides the thienopyrazine, thienothiadiazole is another recurring electron withdrawing thiophene derivative (Scheme 21, III). The formation of the thiadiazole group on the trimer's central thiophene requires, as for the pyrazine, the presence of a vicinal diamine in position 3' and 4'. The heterocycle is obtained by reaction with N-thionylaniline [165,173,184,186,189,426,427]. Similarly, the pendant group thienoimidazole (Scheme 21, IV) is obtained from the reaction between a 3',4'-trimer diamine and trimethylorthoformate [171] acyl chloride or acetic acid in strong acid conditions [428]. Finally, thieno[3,4-b]thiophene is a common monomer employed for the formation of trimers [429–432]. The free carboxylic acid function can be exploited for the introduction of different chemical modifications [429].

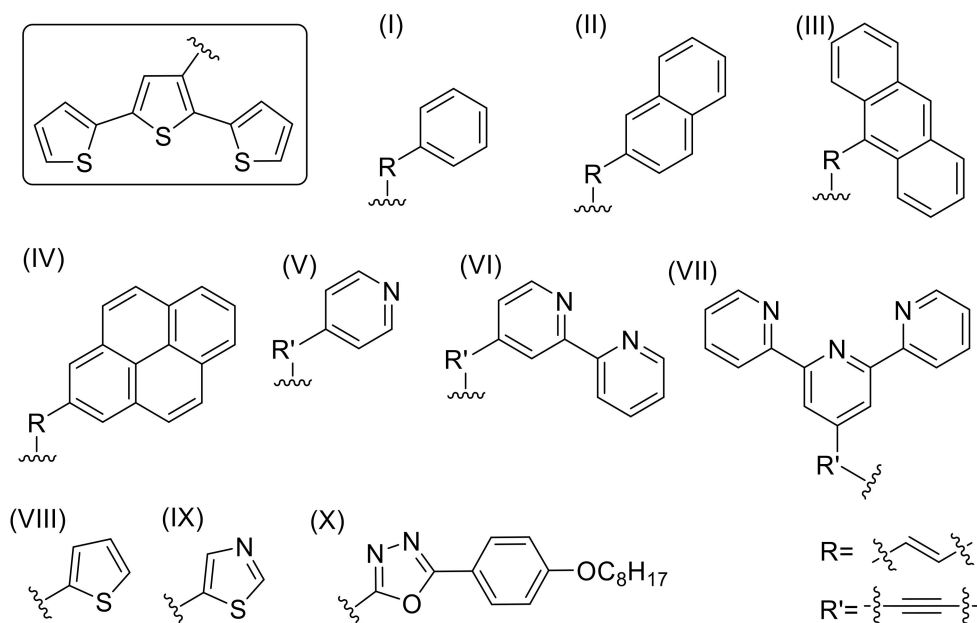


**Scheme 21.** Examples of fused-aromatic-substituted trimers. (I) [402]; (II) [166]; (III) [427]; (IV) [428].

### 3.18. Aryl and Heteroaryl Groups

Aryl and heteroaryl groups have been widely exploited as trimer pendant groups (Scheme 22). The resulting extended aromaticity can improve the optoelectronic properties of the entire conjugated system. Moreover, the interaction between the aromatic pendant group and external molecules or materials have a direct influence on the trimer band gap, changing its electronic response. Therefore, a large number of trimers connected to aryl and heteroaryl groups has been studied. The functionalization of the central thiophene was performed either before [85,249,433,434] or after [232,435–438] the trimer formation. Common reactions for the formation of the aryl-thiophene bond are the Stille coupling, involving an aryl bromide and an alkylstannyl thiophene [433,436], and the Suzuki coupling, involving an aryl bromide and a thiophene boronic acid [232,434,437,438]. In this way, phenyl groups with different substituents have been introduced both on the central [85,433,435,437,439–441] and on the lateral [249,434,441] thiophene units. The reported heteroaryl groups includes pyridines [232,341,436,442,443], oxadiazoles [444,445], triazoles [446], pyrimidines [214,215], and BODIPY [447]. Alkenes and alkynes are frequently employed as connectors between the trimer and an aryl or heteroaryl group. In this way, electron delocalization between the two aromatic systems is preserved. By alkene group formation, benzene [338], naphthalene [448], anthracene [448] and pyrene [449] were connected to the trimer, as well as substituted phenyl groups [195,210,310,338,450–453], pyridines [148,339,454], thiophenes [454–456], and ferrocene [457]. Through alkyne bridge, mono-, bis- and ter-pyridines were attached [162,236,458,459], as well as fullerenes [460,461].

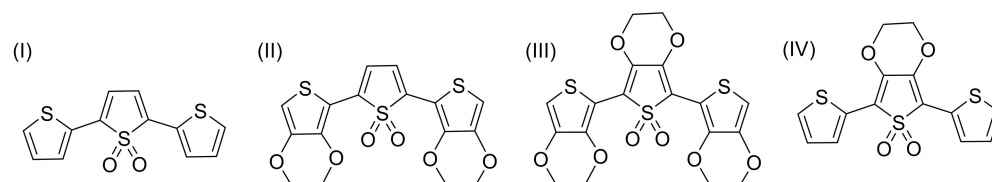




**Scheme 22.** Examples of aromatic-substituted trimers. (I) [338]; (II) [448]; (III) [448]; (IV) [449]; (V) [162]; (VI) [458]; (VII) [462]; (XIII) [463]; (IX) [34]; (X) [445].

### 3.19. Thiophene *S,S*-dioxide

The oxidation of the thiophene sulfur affords the corresponding *S,S*-dioxide and it is a valuable strategy for modifying the optical and electronic properties of thiophene-based trimers (Scheme 23). The presence of *S,S*-dioxide allows to tune the HOMO and LUMO energies of the trimers as well as to improve their crystalline organization in semiconducting films. The sulfur oxidation is usually performed with *m*-chloroperoxybenzoic acid (mCPBA) because of its easy employment and removal. In alternative, HOF·CH<sub>3</sub>CN was used as oxygen-transfer agent [464]. Lastly, *S,S*-thiophene dioxide was obtained from the reaction between thionyl chloride and zirconacyclopentadiene [465]. In order to control the dioxide position in the trimer, it is critical to perform the oxidation on the monomer rather than on the trimer, otherwise all the rings will be oxidized at once. In a C-C cross coupling reaction, the *S,S*-thiophene dioxide can be found either on the halide or on the organometal reagent. Typically, Stille coupling is employed with this aim [466–471]. The preparation of terthiophene 1',1'-dioxide was also performed using Suzuki coupling: the *S,S*-dioxide group was formed on a diiodo thiophene and the resulting molecule was further made react with thiophene boronic acid in a Pd-catalyzed reaction [36]. The dioxide has been also introduced on the EDOT unit of terthiophenes [36,469,472].

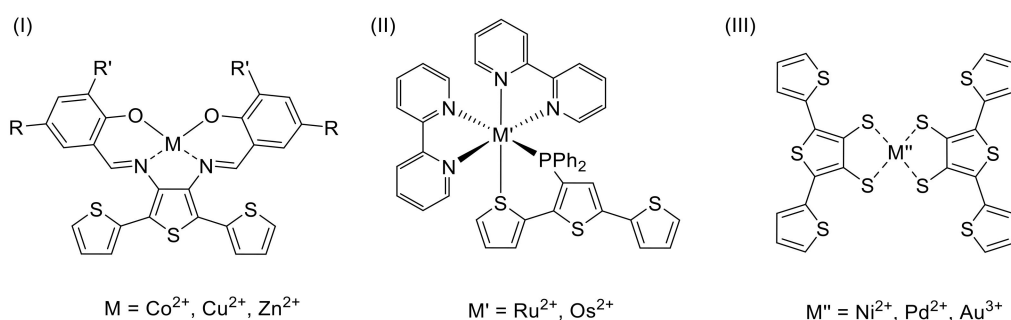


**Scheme 23.** Examples of *S-S* dioxide trimers (I) [466]; (II–IV) [472].

### 3.20. Metal Complexes

Several pendant groups have been employed in order to introduce metal binding sites on the trimers. Depending on the choice of these groups, different metals were targeted for the formation of organometallic complexes. For example, diphenylphosphine was employed for binding noble metals like gold [473], iridium [474], osmium [475], palladium [476,477], rhodium [266] and ruthenium [475,478]. In alternative, gold and platinum were binded on alkyne groups located at position 3 and 3'' of the trimer lateral

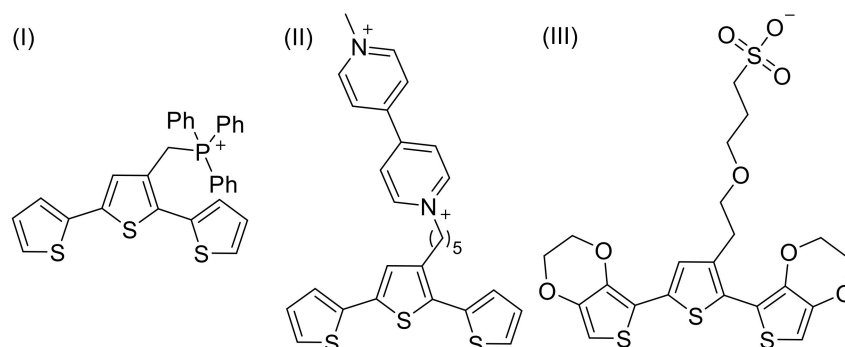
units [161,479]. Also aromatic rigid amines are a class of useful ligands: a bipyridine-functionalized trimer was employed for binding cobalt [458], while terpyridines for binding ruthenium [459,462,480,481] and porphyrins for cobalt [482], copper [482], nickel [483] and zinc [482,484]. Similarly, cadmium [485], copper [101,311,486], nickel [311] and zinc [101] were coordinated by the two nitrogen and two oxygen atoms of the ligand *N,N'*-bis(salicylidene)-3,4-diaminothiophene, located on the central position of the trimer. A comparable strategy was chosen for the coordination of uranium [487]. bisterthiophene complexes were achieved by the coordination of two terthiophene dithiolenes with gold, nickel and palladium [488]. Erbium complexes, instead, were obtained by linking the erbium atom to two acetate groups located in position 3' and 4' of the trimer. Also organomolybdenum complexes were prepared by employing functionalized terthiophenes [489,490]. Some examples are shown in Scheme 24.



**Scheme 24.** Examples of fused-aromatic-substituted trimers. (I) [101]; (II) [475]; (III) [488] (counter anions have been omitted for clarity).

### 3.21. Charged Trimers

Charged trimers show enhanced water solubility and therefore are very interesting for bioapplications. The positive charge can be conferred by a phosphonium salt (Scheme 25, I) [148,491] or a nitrogen atom, in the form of either a viologen moiety (Scheme 25, II) [492] or an ammonium salt [271,493]. Negatively-charged trimers have the advantage to be self-doped, in a similar fashion with respect to the PEDOT:PSS system. The negative charge is conferred by a sulfonate residue, linked to a terthiophene molecule [494] or to an EDOT-thiophene-EDOT trimer (Scheme 25, III). In this case, the sulfonate is connected to the trimer through an ether spacer [271,495–498].

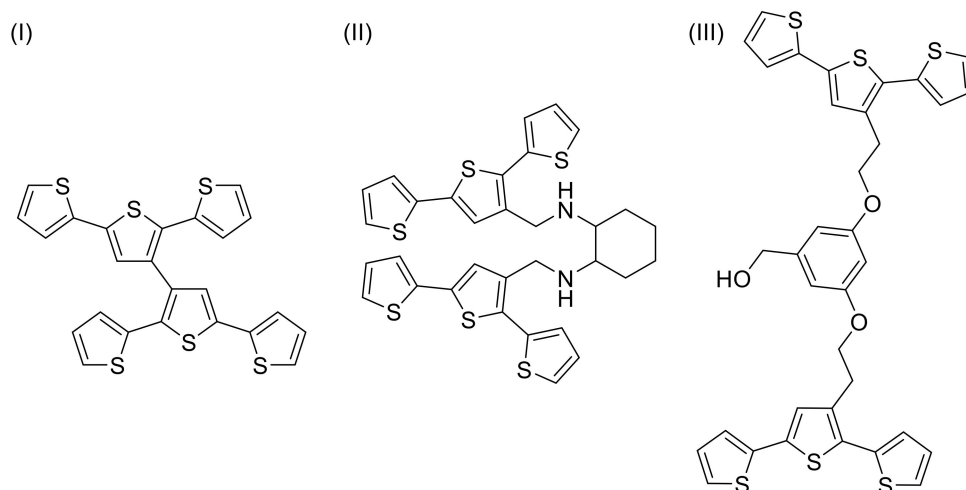


**Scheme 25.** Examples of charged trimers (I) [148]; (II) [492]; (III) [271] (counter ions have been omitted for clarity).

### 3.22. Crosslinked Trimers

As small class of terthiophene-bases structures which is worth to mention is the one where a trimer is linked to another, resulting in a possible crosslinking agent for further polymerization or for 3D networks. Even if not crowded, this group of trimers spans across a vast range of applications: from optic to energy conversion, including band-gap studies

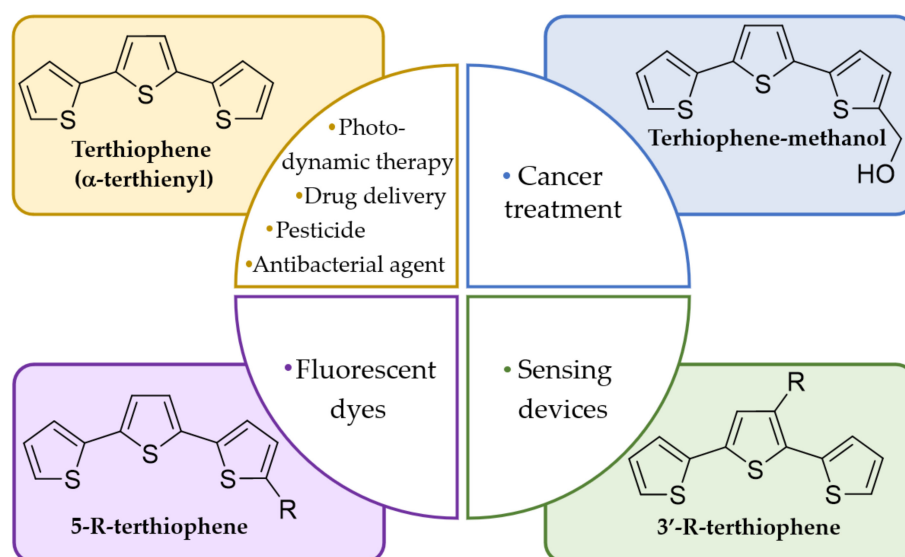
and synthesis of dendrimers. Among these crosslinked trimers, the simplests consist of two terthiophenes directly linked one to each other [499] or connected by a saturated alkylic moiety [250,500]. Binaphthol [270] and fluorinated spacers are also reported [501], as well as several substituted phenyl spacers [437,439,487,502–504]. Dendrimer structures have been also prepared [268,269,272]. Some examples are shown in Scheme 26.



**Scheme 26.** Examples of crosslinked trimers (I) [499]; (II) [250]; (III) [503].

#### 4. Bioapplications

The unique properties of terthiophenes and derivatives, including ease of functionalization and good biocompatibility, make these materials excellent candidates for several biomedical and biological applications. In recent years, their use and diffusion has quickly increased in multiple fields. In this part of the review, a summary of biological and medical studies involving terthiophene and derivatives is presented. For clarity purposes, this section is formed by two subsections: in the first one, the applications regarding the direct use of terthiophene and terthiophene derivatives are described, whereas, the second section is dedicated to the applications of the polymers based on these structures (Figure 1).



**Figure 1.** Different groups of trimer derivatives and related bioapplications.

#### 4.1. Terthiophene and Terthiophene Derivatives

A large number of published studies reports the use of terthiophene and its derivatives as photosensitizers (PS) [505–507]. Commonly, PS work transferring the photon energy to oxygen molecules, to generate reactive oxygen species (ROS), such as singlet oxygen ( $^1\text{O}_2$ ), peroxide ( $\text{O}_2^{2-}$ ), superoxide ( $\text{O}_2^{\bullet-}$ ) and hydroxyl radicals ( $\text{OH}^\bullet$ ), to react with macromolecules, such as protein, lipid or DNA, and lead to oxidative damage under the irradiation of light with appropriate wavelengths.

##### 4.1.1. Pesticides

Today, PS based on terthiophenes are useful alternatives to traditional pesticides for population control of insect pests. For example, some derivatives showed photo-induced inhibitory and cytotoxic effects against *Spodoptera litura*, otherwise known as the tobacco cutworm or cotton leafworm [508]. Stability and insecticidal activity of the trimer were studied for the first time by the group of Zhang. The results assessed the terthiophene high toxicity against *Aedes albopictus* (tiger mosquito) and *Plutella xylostella* with a maximum absorbency at 0.480 after UV irradiation for 200 min [509]. In another study, it was founded that the photo-cytotoxicity of terthiophene on the ovarian Tn5B1-4 and Sf-21 cells can be enhanced by increasing concentration and irradiation time [510]. Similarly, Zhang, tested the ROS formation ability of terthiophene against *Aedes aegypti* larvae, leading to cell death patterns. In here, the authors have studied the ROS effect on mitochondria as function of the terthiophene concentration. The exposure to low trimer concentrations induced apoptosis, while moderate concentrations promoted autophagy through induction of ROS, inhibited apoptosis, and induced necrosis. In contrast, high concentrations of trimer induced high levels of ROS, which, causing mitochondrial dysfunction, directly induced cell necrosis [511]. Overall, the hope is that photoactive compounds can act as efficient insecticides while reducing their environmental adverse effects. Huang et al. evaluated the exposure risks on human 293 cells and insect Tn-5B1-4 cells to photo-activated trimers at different doses. Photo-activated trimers exhibited dose-dependant toxicity on the growth of 293 cells ( $\text{EC}_{50} = 6.23 \mu\text{g}/\text{mL}$ ) and Tn-5B1-4 cells ( $\text{EC}_{50} = 3.36 \mu\text{g}/\text{mL}$ ). Therefore, the photoactivated terthiophene might be a potential factor in human mutagenic progression. Nevertheless, additional studies are necessary in this regard to clarify the toxicity mechanism of photoactivated trimers, as well as to evaluate and minimize their environmental risks and bioaccumulation [512]. Besides their photo-activated toxicity, terthiophenes have shown toxic effects even in absence of light. In nature, some plants secrete specific thiophene derivatives, including terthiophenes, in order to inhibit the growth of undesired plagues or neighbors [513]. The herbicidal activity of terthiophene was studied by Dong et Al. on *Digitaria sanguinalis*, *Arabidopsis thaliana* and *Chlamydomonas reinhardtii*. The authors isolated the terthiophene from *Flaveria bidentis* (L.) Kuntze and they studied how it affected the plant protein expression by dimensional gel electrophoresis and liquid chromatography tandem mass spectrometry. It was observed a decrease in the expression of proteins related to energy production and carbon metabolism and it was suggested that this effect was due to the interaction of terthiophene with a plant transketolase [514]. Other non-photo-induced toxicity effects of terthiophene were reported against the Formosan subterranean termite [515], the mosquitoes *Aedes aegypti* [516], and the cyst-forming nematode in *Zea mays* [517].

##### 4.1.2. Antifungal and Antibacterial Activity

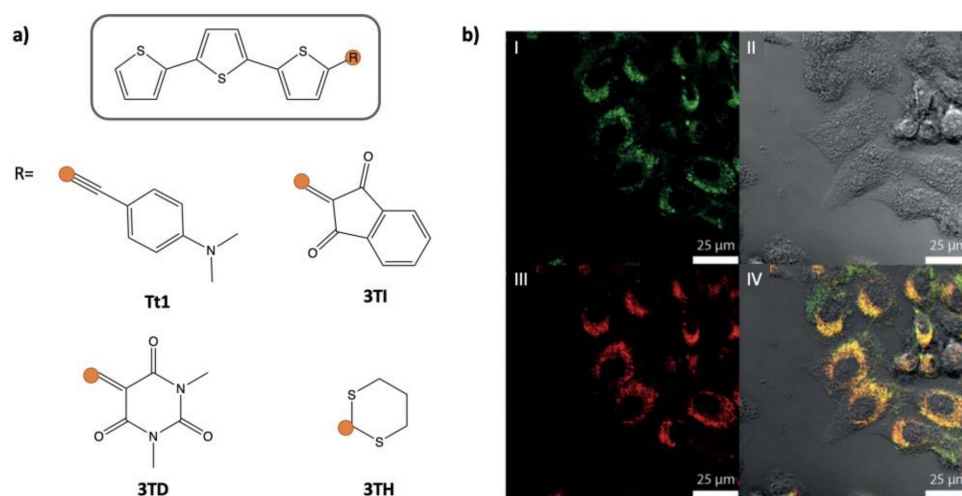
Terthiophene and its derivatives are good candidates for photodynamic therapy (PDT) thanks to their ability to generate ROS under ultraviolet (UV) and visible (Vis) light. For example, Sortino et al. exploited these structures for treating oropharyngeal candidiasis, a common fungal infection in immunocompromised patients. The authors investigated the toxicity of terthiophene under UV light irradiation against the *Candida* species responsible for the disease. Two variables were taken into account: exposure irradiation time and distance to the irradiation source. The optimal condition for the

in vitro antifungal activity of terthiophene was found to be 5 min of UV light irradiation from a distance of about 6 cm. Surprisingly, terthiophene was able to kill twenty different resistant strains of *Candida* at the low concentration of 0.31 g/L [505]. Similarly, the same group exploited the plant of *Porophyllum obscurum* as a source of new PS with potential use in PDT of oropharyngeal candidiasis cases. The antifungal photosensitive activity of different extracts from *Porophyllum obscurum* was evaluated by using microdilution and bioautographic assay under UV irradiation. This work established a correlation between the composition of the different thiophene extracts with respect to their photo-induced antifungal effect [506].

Liu and coworkers tested the antibacterial activity of the marigold extract containing terthiophene in common food. The authors observed an inhibitory effect on the growth of *E. coli*, *Salmonella* and strains of *Penicillium*: the antibacterial effect of the terthiophene extract increased by increasing the concentration and the exposition time [518].

#### 4.1.3. Sensing

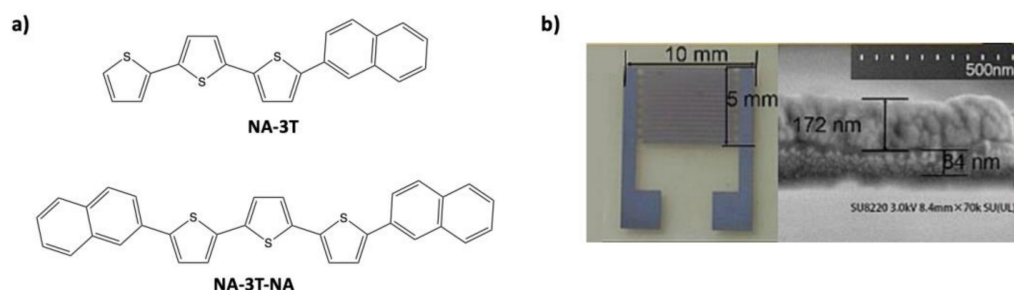
Thanks to their large aromatic conjugated structure, it is not surprising that terthiophenes derivatives have found large application as fluorescent dyes. In Figure 2a four examples of 5-R-terthiophene derivatives designed for this purpose are shown. For example, Chow et Al. demonstrated the ability of 5-(4-ethynyl-N,N-dimethylaniline)-terthiophene (Tt1 in Figure 3a) to enter HeLa cells and the easy detection of its fluorescence emission (Figure 2b), thus providing a new strategy for the design of molecules for two-photon imaging in vitro [519]. Furthermore, cytotoxicity assays revealed the low reduction of viable cultured HeLa cells after 24h in presence of the trimer, thus confirming the high biocompatibility of this compound.



**Figure 2.** (a) Different terthiophene-based compounds used as fluorescent dyes. (b) In vitro staining of HeLa cells with (I) Tt1; (II) brightfield image; (III) LysoTracker1 Red (specific dye for lysosome); and (IV) their overlapping images. Adapted with permission from ref. [519]. Copyright 2013 RSC Publishing.

The terthiophene derivatives depicted in Figure 3a have been successfully exploited for the sensing of toxic molecules. Guo and co-workers synthesized a terthiophene functionalized with 1,3-indendione (3TI, Figure 2a) or barbituric acid (3TD in Figure 2a) for the rapid and highly sensitive colorimetric and fluorimetric detection of cyanide (CN<sup>-</sup>) in real water samples and farm products, as well as for bioimaging in living cells [520,521]. Similarly, the authors synthesized a dithiane derivate (3TH, Figure 2a) for colorimetric detection and ratiometric fluorescence enhancement response to Hg<sup>2+</sup> [522]. According to the authors, all the above-mentioned terthiophene-based sensors present multiples advantages, including high fluorescence brightness, fast response time (30 s), minimal pH dependence in the physiologically relevant pH range and excellent selectivity in presence of other

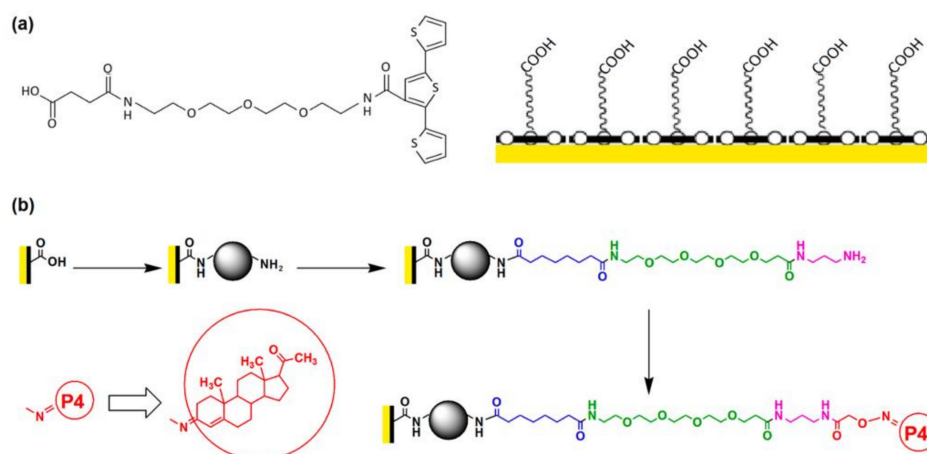
competitive ions. Furthermore, given their high water solubility, good biocompatibility and low cytotoxicity, subcellular imaging of the target ions in living cells was achieved with low detection limits, i.e. 31.3 nM 22.6 nM for CN<sup>-</sup> with 3TI and 3TD respectively, and 62 nM for the detection of Hg(II) with 3TH [520–522].



**Figure 3.** (a) Molecular structures of the naphthalene-functionalized terthiophenes synthesized for detection of biogenic amines. (b) Left: top view of the sensor device based on a silver/terthiophene derivative thin film. Right: SEM cross-sectional image of the silver/terthiophene derivative thin film deposited on glass substrate. Adapted with permission from ref. [523] Copyright 2019 Wiley-VCH Verlag GmbH & Co. KGaA, Weinheim.

Mono- and bi-functionalized terthiophene-based trimers are useful structures for the development of chemiresistors. In fact, the high polarizability of sulfur electrons may provide a variety of intra- and intermolecular interactions, which can improve charge transport. In addition, the chemical and physical properties of these structure can be easily tuned through convenient structural modifications. In this respect, Liu and co-workers demonstrated that the terthiophene functionalization with aromatic structures is an effective way to enhance their photochemical and thermal stability, thus overcoming some limitations for their sensing application. The authors prepared two chemiresistive sensing devices by direct deposition of two different naphthalene-functionalized trimers (NA-3T and NA-3T-NA) on glass substrates (Figure 3), and demonstrated their efficiency in the detection of gaseous biogenic amines (BAs), important contaminants mostly found in the spoiling process of foods [523]. In particular, the NA-3T-NA-based sensor showed higher sensitivity for trimethylamine (TMA), with an experimental detection limit of 22 ppm. The difference in the sensing performances between the two chemiresistive sensors was ascribed to the different packing of the terthiophene derivatives into the prepared films [523].

In another work, a sensor was obtained by using terthiophene derivatives as molecular linkers in order to tether the antibodies to magnetic nanoparticles. In fact, the direct binding of biomolecules to the nanoparticle would have been more complicated because of the steric hindrance. Instead, thanks to a thin self-assembled monolayer of terthiophene, linkers on the nanoparticles allowed a denser functionalization and subsequently improved the sensitivity of the device. This strategy was successfully covered for the detection of progesterone ( $\text{LOD} = 0.013 \text{ ng}\cdot\text{ml}^{-1}$ ) by using an ultrasensitive surface plasmon resonance (SPR) gold chip, modified as described in Figure 4 [304]. In another example, COOH-biphenyl-functionalized trimers self-assembled on gold nanoparticles were used to covalently immobilize brain-derived neurotrophic factor antibodies (BDNF) through the amide bond formation between the amine groups of antibody and the carboxylic acid groups of the trimers [524]. The resulting microfluidic immunosensor was employed to detect the release of BDNF from various cancer cells by the effect of various exogenous activators (ethanol,  $\text{K}^+$ , and nicotine), proving the potential of this sensing system in drug screening and therapeutics.



**Figure 4.** SPR gold chip preparation: (a) carboxylated terthiophene (T3C) molecule (left) and T3C SAM formed on gold surfaces (right); (b) in situ synthesis of progesterone (P4)-linker-ovalbumin on SPR gold. Reprinted with permission from ref. [304] Copyright 2019 Elsevier B.V.

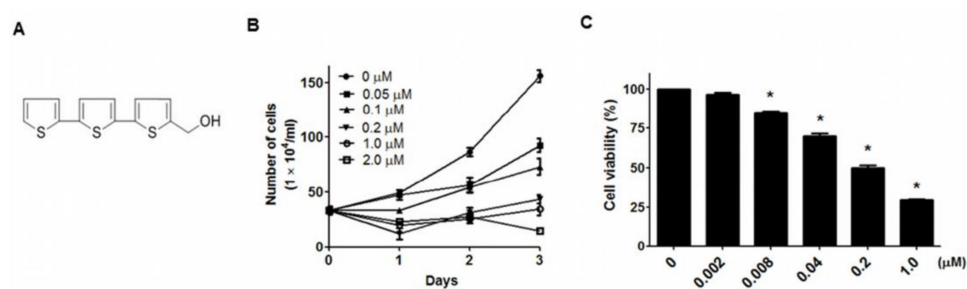
Finally, a folic acid sensor was prepared by electropolymerizing a bis-terthiophene-based dendron onto a quartz crystal microbalance (QCM) [503]. The sensor response showed good linearity within the concentration range of 0–100  $\mu\text{M}$  of folic acid, with a detection limit of 15.4  $\mu\text{M}$  and good selectivity against other competitive molecules.

#### 4.1.4. Pharmacological Activity

It is known that terthiophenes exhibit various biological effects, such as photo-activated cytotoxicity [525] and anti-bacterial activity [505,509]. However, the anti-cancer activity of terthiophenes in human cells and its molecular mechanism are still poorly understood. Jian and coworkers evaluated the antiproliferative activity of terthiophenes against several human tumor cells, i.e. K562, MCF-7, A549, and HCT116, revealing that these structures promote the cell apoptosis [526]. Jin and coworkers reported the photo-activated toxicity of terthiophene extracted from *Echinops grijsii* Hance roots on HepG2, K562, HL60 and MCF-7 human tumor cell lines, but in the in vivo animal experiment it was not observed any significant anti-tumor activity [527]. Jang et al. evaluated by MTT assay the cytotoxicity against human ovarian cancer cells (SKOV3) of a series of terthiophenes isolated from *Eclipta prostrata* L. These compounds showed a significant cytotoxicity, with  $\text{IC}_{50}$  values ranging from 24.57 to 58.20  $\mu\text{M}$ . The group suggested terthiophene-methanol as potential candidate for additional studies in order to evaluate its potential as an anti-cancer agent [528].

Terthiophene showed antitumor effects on several cancer cell lines, including ovarian cancer cells [525–527]. The discovery of the anti-proliferative effect of thiophene derivatives by the group of Preya dates back to 2007. In here, it was investigated the molecular mechanism behind the anti-proliferative effect of terthiophene-methanol. It was found that this structure is able to inhibit the growth of human ovarian cancer cells by arresting the S phase of the cell cycle via induction of ROS stress and DNA damage. Thus, it was prepared a potential agent for the treatment of ovarian cancer based on terthiophene-methanol (Figure 5) [525].

Saito et al. founded that local oxidation reactions on the cell membrane produce submicron-sized holes. Remarkably, after the perforation the cells were still viable. Therefore, they designed and fabricated a rod-shaped device in which the membrane perforation function was made possible by the presence of terthiophene as PS. The cell membrane perforation was successfully achieved with a light intensity of 0.82  $\text{W}/\text{cm}^2$  for 30 s. The authors demonstrated that the cells, impermeable to a certain fluorescent dye before perforation, could instead uptake it once treated in the way described above. However, the group of Saito suggested that in the near future the UV-active PS should be replaced with a visible- or IR-active PS in order to reduce the risk of mutagenesis induced by UV irradiation [529].



**Figure 5.** (A) The chemical structure of  $\alpha$ -terthienylmethanol. (B) Exponentially growing OVCAR3 cells were treated with the indicated concentrations of  $\alpha$ -terthienylmethanol for 3 days. ( $\bullet$  control;  $\circ$ , 0.05  $\mu\text{M}$ ;  $\blacktriangle$ , 0.1  $\mu\text{M}$ ;  $\blacktriangledown$ , 0.2  $\mu\text{M}$ ;  $\blacklozenge$ , 1.0  $\mu\text{M}$ ;  $\square$ , 2.0  $\mu\text{M}$ ). Cells were loaded on a hemocytometer, and viable cell number was determined. (C) OVCAR3 cells were treated with indicated concentrations of  $\alpha$ -terthienylmethanol and the cell viability was determined using MTT assay. \*  $p < 0.05$  versus the control group. Copyright (2017) Elsevier [525].

## 4.2. Polymerized Trimers

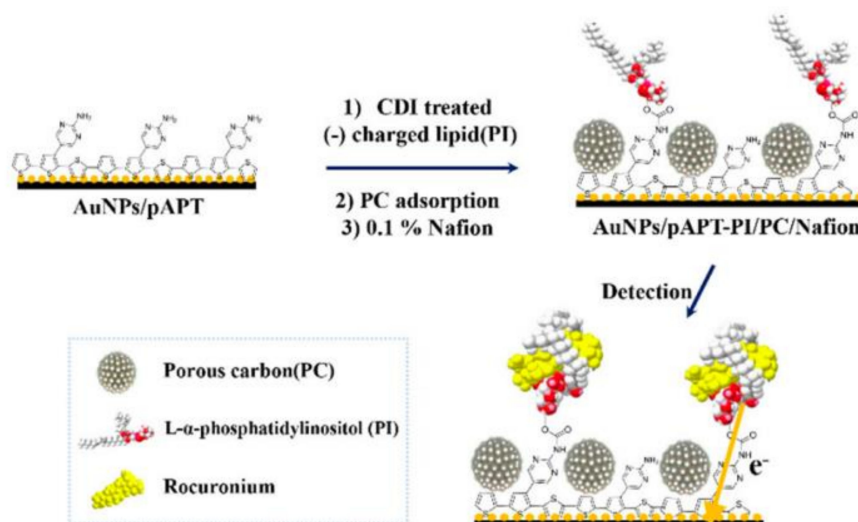
### 4.2.1. Sensing

The detection of proteins, vitamins, and other nutrients in food and biological samples is a task of high biological, technological, and pharmaceutical importance. Therefore, it is necessary to develop rapid, selective, and sensitive methods for their reliable determination, which are capable of satisfying the high product monitoring standards demanded by the government regulations. For this purpose, terthiophene-based conducting polymers have proven to be an excellent choice, because of their simple functionalization and relatively good stability in air. Consequently, polyterthiophenes have been employed for electrode surface modifications, allowing the development of biosensing devices for multiple purposes. For example, polyterthiophenes (pTTP) are the first compounds used as electronic transducers for protein recognition. Amine or carboxylic acid pending groups are typically exploited for the attachment of biomolecules.

#### Poly(amino-terthiophene)s

Amine groups are commonly used for the conjugation of small biomolecules, such as vitamins or drugs that can further interact with the target protein. For instance, biotin, a type B vitamin with a carboxylic acid group, was covalently immobilized onto a conducting polyterthiophene coated electrode by exploiting the primary amine side groups of the polymer. The as-prepared sensor was successfully employed for the detection of avidin, a highly stable glycoprotein found in egg-whites, showing a linear response between  $4 \times 10^{-14}$  and  $3 \times 10^{-4}$  mol/L and a detection limit of ca.  $10^{-14}$  mol/L [210,211]. Due to its large-scale usage as antioxidant, ascorbic acid is another highly interesting target molecule. Abdelwahab et al. developed an aminopyrimidyl-functionalized-pTTP based sensor for ascorbic acid showing excellent selectivity between 10 to 200 mM and a detection limit of 1.4 mM [212]. Moreover, the same polymer was used for the detection of rocuronium (Figure 6), a residual drug that may cause serious safety issues to the patients. This molecule is a neuromuscular blocking agent used in anesthesia that facilitates tracheal intubation by muscle relaxation. Aminopyrimidyl-functionalized-pTTP was covalently bonded to phosphatidylinositol lipid via amine group, obtaining an efficient sensor for monitoring rocuronium in blood samples without pre-treatment, with a dynamic range between 0.025 to 10  $\mu\text{g}/\text{mL}$  and a detection limit of 3.83  $\text{ng}/\text{mL}$  (Figure 6) [216]. A sensor for the simultaneous detection of piroxicam, an anti-arthritis drug, and its major interferences (L-ascorbic acid, tyrosine, and uric acid) in urine samples was also developed [530]. In this case, the aminopyrimidyl groups of the pTTP backbone were linked to graphene oxide, which directly interacts with the target molecules. Recently an heterocyclic derivative has been used to detect paracetamol with a minimum detection limit of 60 nM [531].





**Figure 6.** Schematic representation of the rocuronium sensor. Reprinted with permission from reference [216]. Copyright Wiley & Sons 2018.

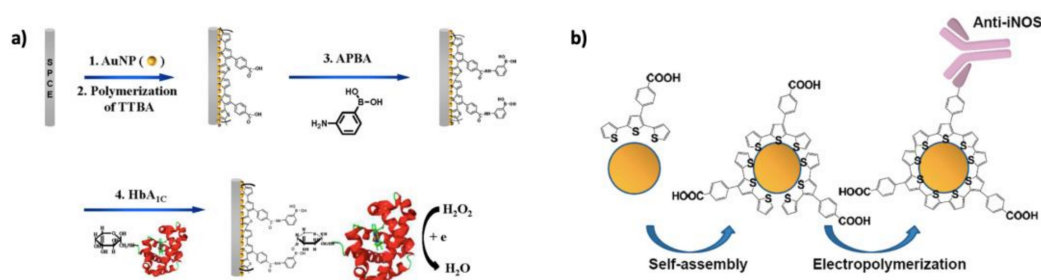
#### Poly(acid-terthiophene)s

Carboxylic or boronic acid pTTP derivatives have been covalently functionalized with antibodies, that allow the selective recognition of targeted biomolecules. Following this strategy, disposable electrodes for amperometric detection of specific biomarkers were developed. These sensors (see Figure 7 for schematic examples) showed high sensitivity towards cardiac troponin I, glycated hemoglobin and glucose and glutathione disulfide, thus high potential for the diagnosis of acute myocardial infarction, diabetes and brain disorders respectively [532–535]. Following a similar protocol was studied a glucose sensor based on pTTP coated with AuZn oxide layer [536]. In another study, the fabrication of an ultrasensitive electrochemical immunosensor for detecting human immunoglobulin G (IgG) [537]. In here, the target protein IgG was sandwiched between the anti-IgG antibody, covalently attached to the pTTP via amide bond, and the Ag (I)-cysteamine complex (Ag–Cys) adsorbed onto gold nanoparticles (AuNPs)–anti-IgG. The detection signal is originated from the electrochemical stripping of Ag from the adsorbed Ag–Cys complex on the AuNPs–anti-IgG. This sensor showed a wide dynamic range with a detection limit of 0.4 fg/mL.

Immunosensors based on benzoic acid-pTTP (BA-pTTP) showed high efficiency for the *in vitro* monitoring of inducible nitric oxide synthase (i-NOS), a family of enzymes catalyzing the production of nitric oxide. The detection of i-NOS is as an indirect measurement of endocrine disrupters, which downregulates i-NOS and produce adverse developmental, reproductive, neurological, and immune effects in both humans and wildlife [538,539]. The sensor, which showed a limit of detection of 0.2 ng/mL, was prepared by self-assembly of electropolymerized pTTP on gold nanoparticles (AuNP) followed by electropolymerization on a glassy carbon electrode surface (Figure 7b).

Furthermore, the benzoic acid functionality showed excellent sensitivity for the electrochemical detection of toxic products released by normal or diseased cells. In the work of Kim et Al., the detection of nitric oxide (NO) produced from cancer cells (LOD =  $7.7 \times 10^{-9}$  M) was achieved by using ZnO nanoparticles immobilized on a BA-pTTP/rGO composite layer [540]. In another study, silver nanoparticles (AgNPs) attached to a BA-pTTP/carbon nanotubes composite was tested as a biosensor for the detection of H<sub>2</sub>O<sub>2</sub> in urine samples showing a fast response time (below 5s) and a LOD of 0.24 mM [541]. Lastly, phthalate was analytically monitored with a microfluidic device coupled to a BA-pTTP electrochemical biosensor, with the aim to evaluate the effect of endocrine disruptors. The high uptake ability of the biosensor towards soluble phthalate esters in aqueous media (LOD = 12.5 pM) was achieved by controlling the surface charge and hydropho-

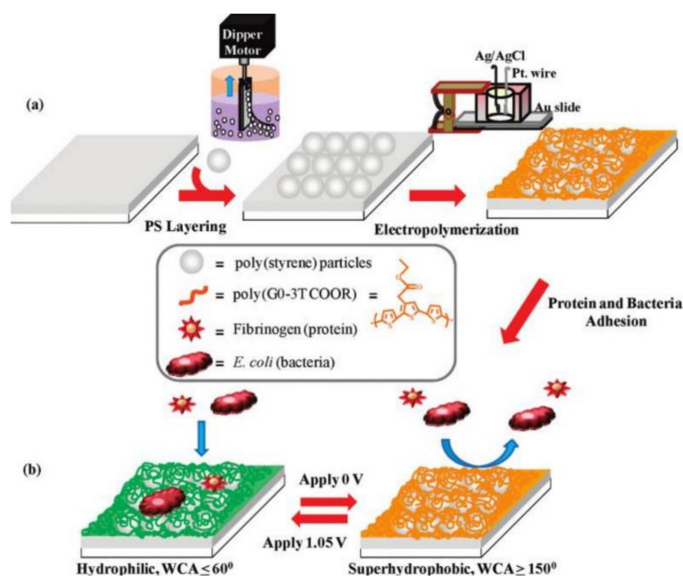
bicity through assembling with a lipid and a cationic molecule attached to the BA-pTTP matrix [542].



**Figure 7.** pTTP sensors for the detection of (a) glycated hemoglobin and (b) i-NOS. Adapted with permission from ref. [533] and ref. [539] Copyright 2013 and 2011, American Chemical Society.

#### 4.2.2. Antibacterial Activity

The group of Rodrigues described the preparation of an antiwetting and self-cleaning superhydrophobic pTTP film and its effect on enabling or inhibiting the adhesion of proteins and bacterial cells on its surface (Figure 8). The authors could tune the polythiophene wettability by simply changing its redox state via potential switching. For instance, the undoped pTTP film, which is superhydrophobic, inhibits the adhesion of fibrinogen proteins and *E. coli* cells. On the other hand, the doped film, which is hydrophilic, leads to increased attachment of both proteins and bacteria. Overall, manipulating the wettability affect the adhesion of fibrinogen and *E. coli* [543].



**Figure 8.** (a) Fabrication scheme of the superhydrophobic polymeric surface. (b) Protein and bacterial adhesion onto the undoped (orange-colored film) and doped (green-colored film) polythiophene surfaces. Copyright (2012) American Chemical Society [543].

#### 4.2.3. Tissue Engineering

As many polythiophenes, polyterthiophenes are considered attractive materials for their implementation in synthetic cellular scaffolds, as they are biocompatible and can closely interact with cells and tissues both in an electrical and biological way. For example, Quigley and co-workers tested an alkoxy-functionalized pTTP together with two different dopants as substrates for the growth and differentiation of primary myoblasts [544]. The authors found that *p*-toluenesulphonate-doped polymers were significantly smoother and hydrophilic than the perchlorate counterpart. Such properties and the presence of methoxy

groups had a significant effect on the primary myoblasts attached onto the polymer surface and resulted in the promotion of different specific cellular responses, e.g., proliferation vs. differentiation, in absence of other biological agents. In another work, the carboxylic acid moiety of pTTP was exploited for the grafting of fibronectin-derived Arg-Gly-Asp (RGD) peptides. Through this strategy, an electronically conductive and biocompatible surface was obtained. Afterwards, this material was successfully employed for the attachment and growth of human dermal fibroblasts, proving its potential as bioactive scaffold for tissue engineering applications [345].

#### 4.2.4. Pharmacological Activity

Polyterthiophene has been used as platform for the controlled release of dexamethasone, a synthetic glucocorticoid anti-inflammatory drug. The controlled release profiles were established using a range of electrochemical stimulation protocols over a period of 24 h. Interestingly, the redox state of the polyterthiophene was found to be critical for the controlled release of the dexamethasone. In fact, in the reduced state the amount of dexamethasone released from the polyterthiophene under the electrostimulation protocols was at therapeutically relevant levels, with a maximum release of  $\approx 80 \text{ g/cm}^2$ . On the contrary, in the oxidized state the rate of release of dexamethasone was significantly impeded with  $\approx 40 \text{ g/cm}^2$  released over 24 h [545].

Prion diseases are neurodegenerative infectious disorders characterized by the deposition of  $\beta$ -sheet-rich aggregates. The infectious agent is termed prion and Aguzzi and coworkers reported the use of polythiophenes for the inhibition of its propagation by stabilizing the prion proteins. They tested on cerebellar organotypic cultured slices and on mouse prion proteins *in vitro* a wide variety of polythiophenes, including polyterthiophenes, in their anionic, cationic or zwitterionic form, using the enzyme-linked immunosorbent assay (ELISA). Overall, the polythiophenes reduced the infectivity of prion-containing brain homogenates and cerebellar organotypic cultured slices and decreased the amount of scrapie isoform of prion proteins. Nevertheless, the antiprion activity of these compounds cannot be attributed to the charge type of their side chains, because anionic, cationic, and zwitterionic compounds reduced prion infectivity to a similar level. Thus, the activity of these polythiophenes appears to be an intrinsic property of the polymer backbone itself. Finally, some of the polythiophenes synthesized displayed the ability to cross the blood-brain barrier and therefore may represent promising candidates for further *in vivo* studies [546].

### 5. Future Perspectives

The synthetic strategies, the structural variety, and the biological applications of terthiophenes were discussed in this review. It is clear how the ease of synthesis and the variation and modification of these structures has made possible their implementation into a wide palette of new advanced technologies, consecrating them as the following generation of thiophene-based functional materials.

Nevertheless, although the chemical and optical properties of terthiophene derivatives have been extensively investigated, their applicative potential still needs to be fully explored. In particular, the employment of these structures in biology and medical science studies is rather limited compared to their widespread use for optoelectronics and energy conversion applications. The reason could lie in the sometimes-challenging communication across the fields: on one side, the unawareness of the synthetic tools available, on the other, their unacknowledged value for developing useful technologies, which hampers the progress of transversal research. This review attempted to overcome some of these difficulties, providing with simple words and clear examples the complementary information to promote interdisciplinarity. Many possible bioapplications of trimer-based materials were discussed in this review, including photodynamic therapy and plagues treatment, as well as the development of platforms to diagnose and treat a wide variety of diseases. In particular, the successful use of terthiophene as an organic PS has been abundantly

reported. Nonetheless, these PS are activated by UV light, whose exposition is potentially mutagenic, and more effort should be done to make them active under the safer visible or infrared wavelengths.

In summary, the enormous amount of approaches and possibilities available for the synthesis, functionalization, and application of thiophene-based trimers is reflected in the increasing number of outstanding scientific results. Our belief is that the day in which these materials will have a positive impact on everybody's life is now close. With this work, we hope to have provided a useful help to whomever may want to participate in this goal.

**Author Contributions:** Data curation L.V.; E.I.; I.J.G.; N.A. and D.M.; writing—review and editing L.V.; E.I.; I.J.G.; N.A. and D.M.; supervision N.A. and D.M. All authors have read and agreed to the published version of the manuscript.

**Funding:** Operational Program Research, Development, and Education Project “MSCAfellow4@MUNI” (No. CZ.02.2.69/0.0/0.0/20\_079/0017045) is acknowledged. The European Union is acknowledged for funding this research through Horizon 2020 MSCA-IF-2018 No 838171 (TEXTHIOL).

**Data Availability Statement:** Not applicable.

**Conflicts of Interest:** The authors declare no conflict of interest.

## References

1. MacDiarmid, A.G.; Epstein, A.J. Conducting Polymers: Past, Present and Future . . . . *MRS Proc.* **1993**, *328*, 133. [[CrossRef](#)]
2. Mantione, D.; del Agua, I.; Sanchez-Sanchez, A.; Mecerreyes, D. Poly(3,4-ethylenedioxythiophene) (PEDOT) Derivatives: Innovative Conductive Polymers for Bioelectronics. *Polymers* **2017**, *9*, 354. [[CrossRef](#)]
3. Namsheer, K.; Rout, C.S. Conducting polymers: a comprehensive review on recent advances in synthesis, properties and applications. *RSC Adv.* **2021**, *11*, 5659–5697. [[CrossRef](#)]
4. Malliaras, G.; Abidian, M.R. Organic Bioelectronic Materials and Devices. *Adv. Mater.* **2015**, *27*, 7492. [[CrossRef](#)]
5. Gómez, I.J.; Vázquez Sulleiro, M.; Mantione, D.; Alegret, N. Carbon Nanomaterials Embedded in Conductive Polymers: A State of the Art. *Polymers* **2021**, *13*, 745. [[CrossRef](#)]
6. Döbbelin, M.; Marcilla, R.; Pozo-Gonzalo, C.; Mecerreyes, D. Innovative materials and applications based on poly(3,4-ethylenedioxythiophene) and ionic liquids. *J. Mater. Chem.* **2010**, *20*, 7613–7622. [[CrossRef](#)]
7. Elschner, A.; Kirchmeyer, S.; Lovenich, W.; Merker, U.; Reuter, K. *PEDOT*; CRC Press: Boca Raton, FL, USA, 2010; ISBN 9780429137389.
8. Kaloni, T.P.; Giesbrecht, P.K.; Schreckenbach, G.; Freund, M.S. Polythiophene: From Fundamental Perspectives to Applications. *Chem. Mater.* **2017**, *29*, 10248–10283. [[CrossRef](#)]
9. Steinkopf, W.; Leitsmann, R.; Hofmann, K.H. Studien in der Thiophenreihe. LVII. Über  $\alpha$ -Polythienyle. *Justus Liebig's Ann. Chem.* **1941**, *546*, 180–199. [[CrossRef](#)]
10. Buerle, P.; Becher, J.; Lau, J.; Mark, P. Sulfur-Containing Oligomers. In *Electronic Materials: The Oligomer Approach*; Wiley-VCH Verlag GmbH: Weinheim, Germany, 1998; pp. 105–233.
11. Zechmeister, L.; Sease, J.W. A Blue-fluorescing Compound, Terthienyl, Isolated from Marigolds. *J. Am. Chem. Soc.* **1947**, *69*, 273–275. [[CrossRef](#)] [[PubMed](#)]
12. Chiang, C.K.; Fincher, C.R.; Park, Y.W.; Heeger, A.J.; Shirakawa, H.; Louis, E.J.; Gau, S.C.; MacDiarmid, A.G. Electrical Conductivity in Doped Polyacetylene. *Phys. Rev. Lett.* **1977**, *39*, 1098–1101. [[CrossRef](#)]
13. Tamao, K.; Sumitani, K.; Kumada, M. Selective carbon-carbon bond formation by cross-coupling of Grignard reagents with organic halides. Catalysis by nickel-phosphine complexes. *J. Am. Chem. Soc.* **1972**, *94*, 4374–4376. [[CrossRef](#)]
14. Yamamoto, T.; Sanechika, K.; Yamamoto, A. Preparation of thermostable and electric-conducting poly(2,5-thienylene). *J. Polym. Sci. Polym. Lett. Ed.* **1980**, *18*, 9–12. [[CrossRef](#)]
15. Lin, J.W.-P.; Dudek, L.P. Synthesis and properties of poly(2,5-thienylene). *J. Polym. Sci. Polym. Chem. Ed.* **1980**, *18*, 2869–2873. [[CrossRef](#)]
16. Cunningham, D.D.; Laguren-Davidson, L.; Mark, H.B.; Van Pham, C.; Zimmer, H. Synthesis of oligomeric 2,5-thienylenes; their U.V. spectra and oxidation potentials. *J. Chem. Soc. Chem. Commun.* **1987**, 1021–1023. [[CrossRef](#)]
17. Roncali, J.; Giffard, M.; Frère, P.; Jubault, M.; Gorgues, A. Extensively conjugated tetrathiafulvalene (TTF)  $\pi$ -electron donors with oligothiophenes spacer groups. *J. Chem. Soc. Chem. Commun.* **1993**, 689–691. [[CrossRef](#)]
18. Li, Z.H.; Wong, M.S.; Fukutani, H.; Tao, Y. Full Emission Color Tuning in Bis-Dipolar Diphenylamino-Endcapped Oligoarylfluorenes. *Chem. Mater.* **2005**, *17*, 5032–5040. [[CrossRef](#)]
19. Yin, B.; Jiang, C.; Wang, Y.; La, M.; Liu, P.; Deng, W. Synthesis and electrochromic properties of oligothiophene derivatives. *Synth. Met.* **2010**, *160*, 432–435. [[CrossRef](#)]
20. Li, Y.; Li, Z.; Wang, C.; Li, H.; Lu, H.; Xu, B.; Tian, W. Novel low-bandgap oligothiophene-based donor-acceptor alternating conjugated copolymers: Synthesis, properties, and photovoltaic applications. *J. Polym. Sci. Part A Polym. Chem.* **2010**, *48*, 2765–2776. [[CrossRef](#)]

21. Guan, L.; Wang, J.; Huang, J.; Jiang, C.; La, M.; Liu, P.; Deng, W. Synthesis and Photovoltaic Properties of Donor–Acceptor Oligothiophene Derivatives Possessing Mesogenic Properties. *Synth. Commun.* **2011**, *41*, 3662–3670. [[CrossRef](#)]
22. Yu, J.; Shen, T.-L.; Weng, W.-H.; Huang, Y.-C.; Huang, C.-I.; Su, W.-F.; Rwei, S.-P.; Ho, K.-C.; Wang, L. Molecular Design of Interfacial Modifiers for Polymer-Inorganic Hybrid Solar Cells. *Adv. Energy Mater.* **2012**, *2*, 245–252. [[CrossRef](#)]
23. Chen, Y.; Li, C.; Zhang, P.; Li, Y.; Yang, X.; Chen, L.; Tu, Y. Solution-processable tetrazine and oligothiophene based linear A–D–A small molecules: Synthesis, hierarchical structure and photovoltaic properties. *Org. Electron.* **2013**, *14*, 1424–1434. [[CrossRef](#)]
24. Gröbel, M.; Meister, S.; Schulze, U.; Raftopoulos, K.N.; Baumer, F.; Papadakis, C.M.; Nilges, T.; Rieger, B. Synthesis of Diisocyanate-Containing Thiophenes and Their Use in PDMS-Based Segmented Polymers. *Macromol. Chem. Phys.* **2016**, *217*, 59–71. [[CrossRef](#)]
25. Crisp, G.T. Palladium Mediated Formation of Bithiophenes. *Synth. Commun.* **1989**, *19*, 307–316. [[CrossRef](#)]
26. Chantarak, S.; Liu, F.; Emrick, T.; Russell, T.P. Solvent-Assisted Orientation of Poly(3-hexylthiophene)-Functionalized CdSe Nanorods Under an Electric Field. *Macromol. Chem. Phys.* **2014**, *215*, 1647–1653. [[CrossRef](#)]
27. Kamal, M.R.; Al-taweel, S.A.; El-abadelah, M.M.; Abu Ajaj, K.M. SYNTHESIS OF  $\alpha$ -THIOPHENE OLIGOMERS VIA ORGANOTIN COMPOUNDS. *Phosphorus. Sulfur. Silicon Relat. Elem.* **1997**, *126*, 65–74. [[CrossRef](#)]
28. Ahn, S.; Yabumoto, K.; Jeong, Y.; Akagi, K. Low bandgap poly(thienylenemethine) derivatives bearing terarylene moieties in the side chains. *Polym. Chem.* **2014**, *5*, 6977–6989. [[CrossRef](#)]
29. Amna, B.; Siddiqi, H.M.; Hassan, A.; Ozturk, T. Recent developments in the synthesis of regioregular thiophene-based conjugated polymers for electronic and optoelectronic applications using nickel and palladium-based catalytic systems. *RSC Adv.* **2020**, *10*, 4322–4396. [[CrossRef](#)]
30. Lightowler, S.; Hird, M. Monodisperse Aromatic Oligomers of Defined Structure and Large Size through Selective and Sequential Suzuki Palladium-Catalyzed Cross-Coupling Reactions. *Chem. Mater.* **2005**, *17*, 5538–5549. [[CrossRef](#)]
31. Yu, M.; Lynch, V.; Pagenkopf, B.L. Intramolecular Cyclopropanation of Glycols: Studies toward the Synthesis of Canadensolide, Sporothriolide, and Xylobovide. *Org. Lett.* **2001**, *3*, 2563–2566. [[CrossRef](#)]
32. Hassan Omar, O.; Babudri, F.; Farinola, G.M.; Naso, F.; Operamolla, A.; Pedone, A. Synthesis of d-glucose and l-phenylalanine substituted phenylene–thiophene oligomers. *Tetrahedron* **2011**, *67*, 486–494. [[CrossRef](#)]
33. Gronowitz, S.; Peters, D. Convenient synthesis of various terheterocyclic compounds by Pd(0)-catalyzed coupling reactions. *Heterocycles* **1990**, *30*, 645–658. [[CrossRef](#)]
34. Melucci, M.; Barbarella, G.; Sotgiu, G. Solvent-Free, Microwave-Assisted Synthesis of Thiophene Oligomers via Suzuki Coupling. *J. Org. Chem.* **2002**, *67*, 8877–8884. [[CrossRef](#)] [[PubMed](#)]
35. Alesi, S.; Di Maria, F.; Melucci, M.; Macquarrie, D.J.; Luque, R.; Barbarella, G. Microwave-assisted synthesis of oligothiophene semiconductors in aqueous media using silica and chitosan supported Pd catalysts. *Green Chem.* **2008**, *10*, 517. [[CrossRef](#)]
36. DiMaria, F.; Barbarella, G. Facilitated synthesis of functional oligothiophenes for application in thin film devices and live cell imaging. *J. Sulfur Chem.* **2013**, *34*, 627–637. [[CrossRef](#)]
37. Beny, J.P.; Dhawan, S.N.; Kagan, J.; Sundlass, S. Synthesis of 3,2':5',3''-terthiophene and other terthiophenes by the thiophenecarboxaldehyde.fwdarw. ethynylthiophene.fwdarw. dithienylbutadiyne route. *J. Org. Chem.* **1982**, *47*, 2201–2204. [[CrossRef](#)]
38. Kagan, J.; Perrine, M.D. A Side Reaction in the Synthesis of 2-Ethynylthiophene from 2-Thiophenecarboxaldehyde by the Corey Procedure and an Improved Synthesis of 2,2':5',2''-Terthiophene. *Heterocycles* **1986**, *24*, 365. [[CrossRef](#)]
39. Carpita, A.; Rossi, R.; Veracini, C.A. Synthesis and <sup>13</sup>C nmr characterization of some  $\pi$ -excessive heteropolyaromatic compounds. *Tetrahedron* **1985**, *41*, 1919–1929. [[CrossRef](#)]
40. Chen, Z.; Wu, P.; Cong, R.; Xu, N.; Tan, Y.; Tan, C.; Jiang, Y. Sensitive Conjugated-Polymer-Based Fluorescent ATP Probes and Their Application in Cell Imaging. *ACS Appl. Mater. Interfaces* **2016**, *8*, 3567–3574. [[CrossRef](#)]
41. Press, D.J.; Gendy, C.; Pasalkar, S.; Schechtel, S.; Heyne, B.; Sutherland, T.C. Synthesis of Tetrathia–Oligothiophene Macrocycles. *ACS Omega* **2019**, *4*, 3405–3408. [[CrossRef](#)]
42. Zheng, Q.; Hua, R.; Jiang, J.; Zhang, L. A general approach to arylated furans, pyrroles, and thiophenes. *Tetrahedron* **2014**, *70*, 8252–8256. [[CrossRef](#)]
43. Zhang, G.; Yi, H.; Chen, H.; Bian, C.; Liu, C.; Lei, A. Trisulfur Radical Anion as the Key Intermediate for the Synthesis of Thiophene via the Interaction between Elemental Sulfur and NaO t Bu. *Org. Lett.* **2014**, *16*, 6156–6159. [[CrossRef](#)]
44. Urselmann, D.; Antovic, D.; Müller, T.J.J. Pseudo five-component synthesis of 2,5-di(hetero)arylthiophenes via a one-pot Sonogashira–Glaser cyclization sequence. *Beilstein J. Org. Chem.* **2011**, *7*, 1499–1503. [[CrossRef](#)]
45. Wynberg, H.; Metselaar, J. A Convenient Route To Polythiophenes. *Synth. Commun.* **1984**, *14*, 1–9. [[CrossRef](#)]
46. Merz, A.; Ellinger, F. Convenient Synthesis of  $\alpha$ -Terthienyl and  $\alpha$ -Quinquethienyl via a Friedel–Crafts Route. *Synthesis (Stuttgart)* **1991**, *1991*, 462–464. [[CrossRef](#)]
47. Asano, T.; Ito, S.; Saito, N.; Hatakeda, K. A Simple Synthesis of 2,2',5',2''-Terthienyl. *Heterocycles* **1977**, *6*, 317. [[CrossRef](#)]
48. Nakayama, J.; Nakamura, Y.; Murabayashi, S.; Hoshino, M. Preparation of  $\alpha$ -Quinque- and  $\alpha$ -Septithiophenes and Their Positional Isomers. *Heterocycles* **1987**, *26*, 939. [[CrossRef](#)]
49. Sørensen, A.R.; Overgaard, L.; Johannsen, I. Reactivity of 2,5-dithienyl-pyrroles and thiophenes. *Synth. Met.* **1993**, *55*, 1626–1631. [[CrossRef](#)]
50. Zaitsev, K.V.; Lam, K.; Poleshchuk, O.K.; Kuz'mina, L.G.; Churakov, A.V. Oligothiophenyl catenated germanes and silanes: synthesis, structure, and properties. *Dalt. Trans.* **2018**, *47*, 5431–5444. [[CrossRef](#)]

51. Shridhar, D.R.; Jogibhukta, M.; Rao, P.S.; Handa, V.K. An Improved Method for the Preparation of 2,5-Disubstituted Thiophenes. *Synthesis* **1982**, 1982, 1061–1062. [[CrossRef](#)]
52. Ben-Haida, A.; Hodge, P. Polymer-supported syntheses of thiophene-containing compounds using a new type of traceless linker. *Org. Biomol. Chem.* **2012**, *10*, 1754. [[CrossRef](#)]
53. Leriche, P.; Aillerie, D.; Roquet, S.; Allain, M.; Cravino, A.; Frère, P.; Roncali, J. 3D-conjugated systems based on oligothiophenes and phosphorus nodes. *Org. Biomol. Chem.* **2008**, *6*, 3202. [[CrossRef](#)] [[PubMed](#)]
54. Khan, M.S.; Al-Suti, M.K.; Shah, H.H.; Al-Humaimi, S.; Al-Battashi, F.R.; Bjernemose, J.K.; Male, L.; Raithby, P.R.; Zhang, N.; Köhler, A.; et al. Synthesis and characterization of platinum(ii) di-ynes and poly-ynes incorporating ethylenedioxythiophene (EDOT) spacers in the backbone. *Dalt. Trans.* **2011**, *40*, 10174. [[CrossRef](#)] [[PubMed](#)]
55. Goto, H. Electrochemical Polymerization in crystal-preparation of polybithiophene with crystal order. *J. Polym. Sci. Part A Polym. Chem.* **2012**, *50*, 622–628. [[CrossRef](#)]
56. Li, Y.; Shu, Q.; Du, Q.; Dai, Y.; Zhao, S.; Zhang, J.; Li, L.; Chen, K. Surface Modification for Improving the Photocatalytic Polymerization of 3,4-Ethylenedioxythiophene over Inorganic Lead Halide Perovskite Quantum Dots. *ACS Appl. Mater. Interfaces* **2020**, *12*, 451–460. [[CrossRef](#)]
57. Chen, K.; Deng, X.; Dodekatos, G.; Tüysüz, H. Photocatalytic Polymerization of 3,4-Ethylenedioxythiophene over Cesium Lead Iodide Perovskite Quantum Dots. *J. Am. Chem. Soc.* **2017**, *139*, 12267–12273. [[CrossRef](#)] [[PubMed](#)]
58. Goto, H. Circular Dichroism of Bipolarons in a Chiroptically Active Conjugated Polymer. *J. Macromol. Sci. Part B* **2016**, *55*, 471–482. [[CrossRef](#)]
59. Goto, H. Vortex fibril structure and chiroptical electrochromic effect of optically active poly(3,4-ethylenedioxythiophene) (PEDOT\*) prepared by chiral transcription electrochemical polymerisation in cholesteric liquid crystal. *J. Mater. Chem.* **2009**, *19*, 4914. [[CrossRef](#)]
60. Jaafari, A.; Ouzeau, V.; Ely, M.; Rodriguez, F.; Chane-ching, K.; Yassar, A.; Aaron, J.J. Synthesis and optical properties of novel 1,3-propanedione bearing oligothiophene substituents. *Synth. Met.* **2004**, *147*, 183–189. [[CrossRef](#)]
61. Zanardi, C.; Zangognini, B.; Morandi, S.; Terzi, F.; Pigani, L.; Pasquali, L.; Seeber, R. Synthesis, spectroscopic and electrochemical characterization of Co(II)-terpyridine based metallopolymer. *Electrochim. Acta* **2018**, *260*, 314–323. [[CrossRef](#)]
62. Invernale, M.A.; Pendergraph, S.A.; Yavuz, M.S.; Ombaba, M.; Sotzing, G.A. Conjugated polymers atypically prepared in water. *J. Polym. Sci. Part A Polym. Chem.* **2010**, *48*, 2024–2031. [[CrossRef](#)]
63. Pardieu, E.; Saad, A.; Dallery, L.; Garnier, F.; Vedrine, C.; Hauquier, F.; Dalko, P.; Pernelle, C. Synthesis and characterization of  $\beta$ -substituted 3,4-ethylenedioxy terthiophene monomers for conducting polymer applications. *Synth. Met.* **2013**, *171*, 23–31. [[CrossRef](#)]
64. Ji, L.; Edkins, R.M.; Sewell, L.J.; Beeby, A.; Batsanov, A.S.; Fucke, K.; Drafz, M.; Howard, J.A.K.; Moutounet, O.; Ibersiene, F.; et al. Experimental and Theoretical Studies of Quadrupolar Oligothiophene-Cored Chromophores Containing Dimesitylboryl Moieties as  $\pi$ -Accepting End-Groups: Syntheses, Structures, Fluorescence, and One- and Two-Photon Absorption. *Chem. Eur. J.* **2014**, *20*, 13618–13635. [[CrossRef](#)] [[PubMed](#)]
65. Imae, I.; Imabayashi, S.; Komaguchi, K.; Tan, Z.; Ooyama, Y.; Harima, Y. Synthesis and electrical properties of novel oligothiophenes partially containing 3,4-ethylenedioxythiophenes. *RSC Adv.* **2014**, *4*, 2501–2508. [[CrossRef](#)]
66. Imae, I.; Korai, K.; Ooyama, Y.; Komaguchi, K.; Harima, Y. Synthesis of novel dyes having EDOT-containing oligothiophenes as  $\pi$ -linker for panchromatic dye-sensitized solar cells. *Synth. Met.* **2015**, *207*, 65–71. [[CrossRef](#)]
67. Shen, L.; Liu, P.; Liu, C.; Jiang, Q.; Xu, J.; Duan, X.; Du, Y.; Jiang, F. Advances in Efficient Polymerization of Solid-State Triothiophenes for Organic Thermoelectric Thin-Film. *ACS Appl. Polym. Mater.* **2020**, *2*, 376–384. [[CrossRef](#)]
68. Imae, I.; Sagawa, H.; Mashima, T.; Komaguchi, K.; Ooyama, Y.; Harima, Y.; Imae, I.; Sagawa, H.; Mashima, T.; Komaguchi, K.; et al. Synthesis of Soluble Polythiophene Partially Containing 3,4-Ethylenedioxythiophene and 3-Hexylthiophene by Polycondensation. *Open J. Polym. Chem.* **2014**, *04*, 83–93. [[CrossRef](#)]
69. Turbiez, M.; Frère, P.; Allain, M.; Vidélot, C.; Ackermann, J.; Roncali, J. Design of Organic Semiconductors: Tuning the Electronic Properties of  $\pi$ -Conjugated Oligothiophenes with the 3,4-Ethylenedioxythiophene (EDOT) Building Block. *Chem. Eur. J.* **2005**, *11*, 3742–3752. [[CrossRef](#)]
70. Abdiryim, T.; Jamal, R.; Zhao, C.; Awut, T.; Nurulla, I. Structure and properties of solid-state synthesized poly(3',4'-ethylenedioxy-2,2':5',2''-terthiophene). *Synth. Met.* **2010**, *160*, 325–332. [[CrossRef](#)]
71. Borghese, A.; Geldhof, G.; Antoine, L. Direct C–H arylation of 3-methoxythiophene catalyzed by Pd. Application to a more efficient synthesis of  $\pi$ -alkoxy-oligothiophene derivatives. *Tetrahedron Lett.* **2006**, *47*, 9249–9252. [[CrossRef](#)]
72. Sease, J.W.; Zechmeister, L. Chromatographic and Spectral Characteristics of Some Polythienyls. *J. Am. Chem. Soc.* **1947**, *69*, 270–273. [[CrossRef](#)]
73. Uhlenbroek, J.H.; Bijloo, J.D. Investigations on nematicides: III. Polythienyls and related compounds. *Recl. Trav. Chim. Pays-Bas* **1960**, *79*, 1181–1196. [[CrossRef](#)]
74. Luo, T.-M.H.; Legoff, E. Facile Synthesis of  $\alpha$ -Polythienyls via 1,4-Diketones. *J. Chin. Chem. Soc.* **1992**, *39*, 325–332. [[CrossRef](#)]
75. Tao, T.; Qian, H.F.; Zhang, K.; Geng, J.; Huang, W. Functionalized oligothiophene-based heterocyclic aromatic fluorescent compounds with various donor-acceptor spacers and adjustable electronic properties: A theoretical and experimental perspective. *Tetrahedron* **2013**, *69*, 7290–7299. [[CrossRef](#)]

76. Tamao, K.; Kodama, S.; Nakajima, I.; Kumada, M.; Minato, A.; Suzuki, K. Nickel-phosphine complex-catalyzed Grignard coupling-II. Grignard coupling of heterocyclic compounds. *Tetrahedron* **1982**, *38*, 3347–3354. [[CrossRef](#)]
77. Roncali, J.; Gorgues, A.; Jubault, M. Effects of Substitution of the Median Thiophene Ring on the Electrodeposition and Structure of Poly(terthienyls). *Chem. Mater.* **1993**, *5*, 1456–1464. [[CrossRef](#)]
78. Van Pham, C.; Burkhardt, A.; Shabana, R.; Cunningham, D.D.; Mark, H.B.; Zimmer, H. A convenient synthesis of 2, 5-thienylene oligomers; some of their spectroscopic and electrochemical properties. *Phosphorus. Sulfur. Silicon Relat. Elem.* **1989**, *46*, 153–168. [[CrossRef](#)]
79. Gronowitz, S.; Hörnfeldt, A.B.; Galal, A.; Mark, H.B. Synthesis of mixed oligomeric heteroarylenes containing furan, thiophene, and selenophene rings; their uv spectra and oxidation potentials. *Phosphorus. Sulfur. Silicon Relat. Elem.* **1989**, *42*, 171–176. [[CrossRef](#)]
80. Delabouglise, D.; Hmyene, M.; Horowitz, G.; Yassar, A.; Garnier, F. Electrochemical coupling of dialkylated sexithiophene. *Adv. Mater.* **1992**, *4*, 107–110. [[CrossRef](#)]
81. Bäuerle, P.; Pfau, F.; Schlupp, H.; Würthner, F.; Gaudl, K.-U.; Caro, M.B.; Fischer, P. Synthesis and structural characterization of alkyl oligothiophenes—The first isomerically pure dialkylsexithiophene. *J. Chem. Soc. Perkin Trans.* **1993**, *3*, 489–494. [[CrossRef](#)]
82. Ten Hoeve, W.; Wynberg, H. Substituted 2,5-dialkylsexithiophenes. *J. Am. Chem. Soc.* **1991**, *113*, 5887–5889. [[CrossRef](#)]
83. Ferraris, J.P.; Newton, M.D. Electrochemical and optical properties of thiophene-alkylheteroaromatic copolymers. *Polymer* **1992**, *33*, 391–397. [[CrossRef](#)]
84. Andersson, M.R.; Pei, Q.; Hjertberg, T.; Inganäs, O.; Wennerström, O.; Österholm, J.E. Synthesis of soluble poly(alkylthiophenes) which are thermally stable in the doped state. *Synth. Met.* **1993**, *55*, 1227–1231. [[CrossRef](#)]
85. Li, W.; Han, Y.; Li, B.; Liu, C.; Bo, Z. Tris[tri(2-thienyl)phosphine]palladium as the catalyst precursor for thiophene-based Suzuki-Miyaura crosscoupling and polycondensation. *J. Polym. Sci. Part A Polym. Chem.* **2008**, *46*, 4556–4563. [[CrossRef](#)]
86. Gohier, F.; Frère, P.; Roncali, J. 3-Fluoro-4-hexylthiophene as a Building Block for Tuning the Electronic Properties of Conjugated Polythiophenes. *J. Org. Chem.* **2013**, *78*, 1497–1503. [[CrossRef](#)] [[PubMed](#)]
87. Qiu, Y.; Mohin, J.; Tsai, C.-H.; Tristram-Nagle, S.; Gil, R.R.; Kowalewski, T.; Noonan, K.J.T. Stille Catalyst-Transfer Polycondensation Using Pd-PEPPSI-IPr for High-Molecular-Weight Regioregular Poly(3-hexylthiophene). *Macromol. Rapid Commun.* **2015**, *36*, 840–844. [[CrossRef](#)] [[PubMed](#)]
88. Gallazzi, M.C.; Castellani, L.; Marin, R.A.; Zerbi, G. Regiodefined substituted poly(2,5-thienylene)s. *J. Polym. Sci. Part A Polym. Chem.* **1993**, *31*, 3339–3349. [[CrossRef](#)]
89. Olinga, T.; Destri, S.; Porzio, W.; Selva, A. Synthesis and characterization of 3-hexyl multi-substituted  $\alpha,\omega$ -diformyl- $\alpha$ -oligothiophenes (n = 3, 6, 8). *Macromol. Chem. Phys.* **1997**, *198*, 1091–1107. [[CrossRef](#)]
90. Jones, C.L.; Higgins, S.J. Symmetrical alkyl-substituted oligothiophenes as ligands: Complexation of the  $[(\eta\text{-C}_5\text{H}_5)\text{Ru}]^+$  moiety by hexyl-substituted ter-, quater- and quinque-thiophenes. *J. Mater. Chem.* **1999**, *9*, 865–874. [[CrossRef](#)]
91. Yang, C.; Abley, M.; Holdcroft, S. Regioregular di(2'-(thienyl))furan- and di(2'-(thienyl))benzene-based polymers: Steric and heavy-atom effects on the luminescence of conjugated systems. *Macromolecules* **1999**, *32*, 6889–6891. [[CrossRef](#)]
92. Kokubo, H.; Yamamoto, T. Organometallic Syntheses of Head-to-Head Poly(3-hexylthiophene) and a Related Polymer With a Spacing Non-Substituted Thiophene Unit. Colloidal Solutions of the Polymers. *Macromol. Chem. Phys.* **2001**, *202*, 1031–1034. [[CrossRef](#)]
93. Diaz-Quijada, G.A.; Weinberg, N.; Holdcroft, S.; Mario Pinto, B. Conformational analysis of oligothiophenes and oligo(thienyl)furans by use of a combined molecular dynamics/NMR spectroscopic protocol. *J. Phys. Chem. A* **2002**, *106*, 1277–1285. [[CrossRef](#)]
94. Saravanan, C.; Liu, C.L.; Chang, Y.M.; Lu, J.D.; Hsieh, Y.J.; Rwei, S.P.; Wang, L. Fulleropyrrolidines bearing  $\pi$ -conjugated moiety for polymer solar cells: Contribution of the chromophoric substituent on C60 to the photocurrent. *ACS Appl. Mater. Interfaces* **2012**, *4*, 6133–6141. [[CrossRef](#)]
95. XIA, P.F.; Lu, J.; Kwok, C.H.; Fukutani, H.; Wong, M.S.; Tao, Y. Synthesis and properties of monodisperse multi-triarylamine-substituted oligothiophenes and 4,7-bis(2'-oligothienyl)-2,1,3-benzothiadiazoles for organic solar cell applications. *J. Polym. Sci. Part A Polym. Chem.* **2009**, *47*, 137–148. [[CrossRef](#)]
96. Zhang, H.; Chen, Z.E.; Hu, J.; Hong, Y. Novel metal-free organic dyes containing linear planar 11,12-dihydroindolo[2,3-a]carbazole donor for dye-sensitized solar cells: Effects of  $\pi$  spacer and alkyl chain. *Dyes Pigments* **2019**, *164*, 213–221. [[CrossRef](#)]
97. Ghosh, T.; Gopal, A.; Saeki, A.; Seki, S.; Nair, V.C. P/n-Polarity of thiophene oligomers in photovoltaic cells: Role of molecular vs. supramolecular properties. *Phys. Chem. Chem. Phys.* **2015**, *17*, 10630–10639. [[CrossRef](#)] [[PubMed](#)]
98. Gao, X.; Zhang, Y.; Fang, C.; Cai, X.; Hu, B.; Tu, G. Efficient deep-red electroluminescent donor-acceptor copolymers based on 6,7-dichloroquinoxaline. *Org. Electron.* **2017**, *46*, 276–282. [[CrossRef](#)]
99. Diaz-Quijada, G.A.; Weinberg, N.; Holdcroft, S.; Pinto, B.M. Investigation of barriers to conformational interchange in oligothiophenes and oligo(thienyl)furans. *J. Phys. Chem. A* **2002**, *106*, 1266–1276. [[CrossRef](#)]
100. Luo, T.-M.H.; Chen, L.-H. Synthesis of 2,5-Bis(4-methyl-2-thienyl)thiophene and 2,5-Bis(4-methyl-2-thienyl)pyrrole. *J. Chin. Chem. Soc.* **1995**, *42*, 589–591. [[CrossRef](#)]
101. Reddinger, J.L.; Reynolds, J.R. Site Specific Electropolymerization To Form Transition-Metal-Containing, Electroactive Polythiophenes. *Chem. Mater.* **1998**, *10*, 1236–1243. [[CrossRef](#)]

102. Belkessam, F.; Mohand, A.; Soulé, J.-F.; Elias, A.; Doucet, H. Palladium-catalyzed 2,5-diheteroarylation of 2,5-dibromothiophene derivatives. *Beilstein J. Org. Chem.* **2014**, *10*, 2912–2919. [[CrossRef](#)]
103. Araki, K.; Endo, H.; Masuda, G.; Ogawa, T. Bridging Nanogap Electrodes by In Situ Electropolymerization of a Bis(terthiophenylphenanthroline)ruthenium Complex. *Chem. Eur. J.* **2004**, *10*, 3331–3340. [[CrossRef](#)] [[PubMed](#)]
104. Krömer, J.; Bäuerle, P. Homologous series of regioregular alkylsubstituted oligothiophenes up to an 11-mer. *Tetrahedron* **2001**, *57*, 3785–3794. [[CrossRef](#)]
105. Wang, C.; Benz, M.E.; LeGoff, E.; Schindler, J.L.; Allbritton-Thomas, J.; Kannewurf, C.R.; Kanatzidis, M.G. Studies on Conjugated Polymers: Preparation, Spectroscopic, and Charge-Transport Properties of a New Soluble Polythiophene Derivative: Poly(3',4'-dibutyl-2,2':5'2''-terthiophene). *Chem. Mater.* **1994**, *6*, 401–411. [[CrossRef](#)]
106. Horne, J.C.; Blanchard, G.J.; LeGoff, E. Rotational Isomerization Barriers of Thiophene Oligomers in the Ground and First Excited Electronic States. A <sup>1</sup>H NMR and Fluorescence Lifetime Investigation. *J. Am. Chem. Soc.* **1995**, *117*, 9551–9558. [[CrossRef](#)]
107. Nakayama, J.; Ting, Y.; Sugihara, Y.; Ishii, A. Synthesis of highly congested bi- and terthiophenes; 3,4,3',4'-tetra-tert-butylbithiophene and 3',4'-di-tert-butyl-2,2':5',2''-terthiophene. *Heterocycles* **1997**, *44*, 75–80. [[CrossRef](#)]
108. Henderson, P.T.; Collard, D.M. Thiophene: Alkylthiophene Copolymers from Substituted Dialkyloligothiophenes. *Chem. Mater.* **1995**, *7*, 1879–1889. [[CrossRef](#)]
109. Li, J.; Wang, X.; Du, S.; Tong, J.; Zhang, P.; Guo, P.; Yang, C.; Xia, Y. A two-dimension medium band gap conjugated polymer based on 5,10-bis(alkylthien-2-yl)dithieno[3,2-d:3',2'-d']benzo[1,2-b:4,5-b']dithiophene: Synthesis and photovoltaic application. *J. Macromol. Sci. Part A Pure Appl. Chem.* **2016**, *53*, 538–545. [[CrossRef](#)]
110. Huang, W.; Meng, H.; Yu, W.L.; Pei, J.; Chen, Z.K.; Lai, Y.H. A novel series of p-N diblock light-emitting copolymers based on oligothiophenes and 1,4-Bis(oxadiazolyl)-2,5-dialkyloxybenzene. *Macromolecules* **1999**, *32*, 118–126. [[CrossRef](#)]
111. Meng, H.; Huang, W. Novel photoluminescent polymers containing oligothiophene and m-phenylene-1,3,4-oxadiazole moieties: Synthesis and spectroscopic and electrochemical studies. *J. Org. Chem.* **2000**, *65*, 3894–3901. [[CrossRef](#)]
112. Liu, P.; Shirota, Y.; Osada, Y. A novel class of low-molecular-weight organic gels based on terthiophene. *Polym. Adv. Technol.* **2000**, *11*, 512–517. [[CrossRef](#)]
113. Yan, W.; Zhang, Q.; Qin, Q.; Ye, S.; Lin, Y.; Liu, Z.; Bian, Z.; Chen, Y.; Huang, C. Design, synthesis and photophysical properties of A-D-A-D-A small molecules for photovoltaic application. *Dyes Pigments* **2015**, *121*, 99–108. [[CrossRef](#)]
114. Pandolfi, F.; Rocco, D.; Mattiello, L. Synthesis and characterization of new D- $\pi$ -A and A- $\pi$ -D- $\pi$ -A type oligothiophene derivatives. *Org. Biomol. Chem.* **2019**, *17*, 3018–3025. [[CrossRef](#)]
115. Jeon, C.W.; Kang, S.H.; Yun, H.J.; An, T.K.; Cha, H.; Park, C.E.; Kim, Y.H. Synthesis and characterization of poly(dialkylterthiophene-bithiophene) and poly(dialkylterthiophene-thienothiophene) for organic thin film transistors and organic photovoltaic cells. *Synth. Met.* **2013**, *185–186*, 159–166. [[CrossRef](#)]
116. Song, H.G.; Kim, Y.J.; Lee, J.S.; Kim, Y.H.; Park, C.E.; Kwon, S.K. Dithienobenzodithiophene-Based Small Molecule Organic Solar Cells with over 7% Efficiency via Additive- and Thermal-Annealing-Free Processing. *ACS Appl. Mater. Interfaces* **2016**, *8*, 34353–34359. [[CrossRef](#)] [[PubMed](#)]
117. Pokrop, R.; Verilhac, J.M.; Gasiot, A.; Wielgus, I.; Zagorska, M.; Travers, J.P.; Pron, A. Effect of molecular weight on electronic, electrochemical and spectroelectrochemical properties of poly(3,3''-dioctyl-2,2'5',2''-terthiophene). *J. Mater. Chem.* **2006**, *16*, 3099–3106. [[CrossRef](#)]
118. Tang, A.; Zhan, C.; Yao, J. Series of Quinoidal Methyl-Dioxycyano-Pyridine Based  $\pi$ -Extended Narrow-Bandgap Oligomers for Solution-Processed Small-Molecule Organic Solar Cells. *Chem. Mater.* **2015**, *27*, 4719–4730. [[CrossRef](#)]
119. Ie, Y.; Hirose, T.; Aso, Y. Synthesis, properties, and FET performance of rectangular oligothiophene. *J. Mater. Chem.* **2009**, *19*, 8169–8175. [[CrossRef](#)]
120. Effenberger, F.; Grube, G. Synthesis of Oligothiophenylfullerenes. *Synthesis* **1998**, *1998*, 1372–1379. [[CrossRef](#)]
121. Andreani, F.; Salatelli, E.; Lanzi, M. Novel poly(3,3''- and 3',4'-dialkyl-2,2':5',2''-terthiophene)s by chemical oxidative synthesis: Evidence for a new step towards the optimization of this process. *Polymer* **1996**, *37*, 661–665. [[CrossRef](#)]
122. Amir, E.; Sivanandan, K.; Cochran, J.E.; Cowart, J.J.; Ku, S.-Y.; Seo, J.H.; Chabinyk, M.L.; Hawker, C.J. Synthesis and characterization of soluble low-bandgap oligothiophene-[all]-S,S-dioxides-based conjugated oligomers and polymers. *J. Polym. Sci. Part A Polym. Chem.* **2011**, *49*, 1933–1941. [[CrossRef](#)]
123. Speros, J.C.; Martinez, H.; Paulsen, B.D.; White, S.P.; Bonifas, A.D.; Goff, P.C.; Frisbie, C.D.; Hillmyer, M.A. Effects of olefin content and alkyl chain placement on optoelectronic and morphological properties in poly(thienylene vinylenes). *Macromolecules* **2013**, *46*, 5184–5194. [[CrossRef](#)]
124. Ciofalo, M.; Ponterini, G. Generation of singlet oxygen by 2,2':5',2''-terthiophene and some of its derivatives. *J. Photochem. Photobiol. A Chem.* **1994**, *83*, 1–6. [[CrossRef](#)]
125. Bricaud, Q.; Cravino, A.; Leriche, P.; Roncali, J. Terthiophene-cyanovinylene  $\pi$ -conjugated polymers as donor material for organic solar cells. *Synth. Met.* **2009**, *159*, 2534–2538. [[CrossRef](#)]
126. Lundin, P.M.; Giri, G.; Bao, Z. A comparison of the properties of two structurally equivalent but regiochemically different mono-alkylated polybithiophenes prepared through AABB-type stille polycondensation. *J. Polym. Sci. Part A Polym. Chem.* **2013**, *51*, 908–915. [[CrossRef](#)]
127. Somanathan, N.; Radhakrishnan, S.; Mukundan, T.; Schmidt, H.W. Studies on 3-(2-Ethylhexyl)thiophene Polymers. *Macromol. Mater. Eng.* **2002**, *287*, 236–242. [[CrossRef](#)]



128. Wang, H.J.; Tzeng, J.Y.; Chou, C.W.; Huang, C.Y.; Lee, R.H.; Jeng, R.J. Novel polythiophene derivatives functionalized with conjugated side-chain pendants comprising triphenylamine/carbazole moieties for photovoltaic cell applications. *Polym. Chem.* **2013**, *4*, 506–519. [[CrossRef](#)]
129. Lee, W.H.; Son, S.K.; Kim, K.; Lee, S.K.; Shin, W.S.; Moon, S.J.; Kang, I.N. Synthesis and characterization of new selenophene-based donor-acceptor low-bandgap polymers for organic photovoltaic cells. *Macromolecules* **2012**, *45*, 1303–1312. [[CrossRef](#)]
130. Andreani, F.; Angiolini, L.; Caretta, D.; Salatelli, E. Synthesis and polymerization of 3,3''-di[(S)-(+)-2-methylbutyl]-2,2':5',2''-terthiophene: A new monomer precursor to chiral regioregular poly(thiophene). *J. Mater. Chem.* **1998**, *8*, 1109–1111. [[CrossRef](#)]
131. Barbarell, G.; Zambianchi, M.; Bongini, A.; Antolini, L. Conformational chirality of oligothiophenes in the solid state. X-Ray structure of 3,4,4'-trimethyl-2,2':5',2''-terthiophene. *Adv. Mater.* **1994**, *6*, 561–564. [[CrossRef](#)]
132. Rossi, R.; Carpita, A.; Ciofalo, M.; Houben, J.L. ChemInform Abstract: Synthesis and Characterization of 2,2':5',2''-Terthiophene Derivatives of Possible Therapeutic Use. *ChemInform* **2010**, *22*. [[CrossRef](#)]
133. Martinez, F.; Neculqueo, G. Synthesis and polymerization of 3-octylsubstituted thiophene, bithiophene and terthiophene. *Int. J. Polym. Mater. Polym. Biomater.* **1999**, *44*, 265–274. [[CrossRef](#)]
134. Wu, C.G.; Lai, C.Y.; Hsiao, N.L. Molecular engineering leading to better processability of conjugated chromophores: The optical properties of new soluble copolymers containing alternative oligo-octylthiophene and oligo-methylene blocks. *Eur. Polym. J.* **2009**, *45*, 879–887. [[CrossRef](#)]
135. Bidan, G.; De Nicola, A.; Enée, V.; Guillerez, S. Synthesis and UV-Visible Properties of Soluble Regioregular Oligo(3-octylthiophenes), Monomer to Hexamer. *Chem. Mater.* **1998**, *10*, 1052–1058. [[CrossRef](#)]
136. Leone, A.K.; Souther, K.D.; Vitek, A.K.; LaPointe, A.M.; Coates, G.W.; Zimmerman, P.M.; McNeil, A.J. Mechanistic Insight into Thiophene Catalyst-Transfer Polymerization Mediated by Nickel Diimine Catalysts. *Macromolecules* **2017**, *50*, 9121–9127. [[CrossRef](#)]
137. Gondo, S.; Goto, Y.; Era, M. Preparation of Regioregular Alkylthiophene Oligomers and Their Optical Properties. *Mol. Cryst. Liq. Cryst.* **2007**, *470*, 353–358. [[CrossRef](#)]
138. Beryozkina, T.; Senkovskyy, V.; Kaul, E.; Kiriy, A. Kumada catalyst-transfer poly condensation of thiophene-based oligomers: Robustness of a chain-growth mechanism. *Macromolecules* **2008**, *41*, 7817–7823. [[CrossRef](#)]
139. Barbarella, G.; Bongini, A.; Zambianchi, M. Regiochemistry and Conformation of Poly(3-hexylthiophene) via the Synthesis and the Spectroscopic Characterization of the Model Configurational Triads. *Macromolecules* **1994**, *27*, 3039–3045. [[CrossRef](#)]
140. Li, J.C.; Lee, S.H.; Hahn, Y.B.; Kim, K.J.; Zong, K.; Lee, Y.S. Synthesis and characterization of triphenylamine-3-hexylthiophene oligomer hybrids: A triphenylamine core carrying three terthiophene branches and triphenylamine end-capped quaterthiophene. *Synth. Met.* **2008**, *158*, 150–156. [[CrossRef](#)]
141. Corriu, R.J.P.; Masse, J.P. Activation of Grignard reagents by transition-metal complexes. A new and simple synthesis of trans-stilbenes and polyphenyls. *J. Chem. Soc. Chem. Commun.* **1972**, 144a. [[CrossRef](#)]
142. Higuchi, H.; Nakayama, T.; Koyama, H.; Ojima, J.; Wada, T.; Sasabe, H. Synthesis and Properties of  $\alpha,\omega$ -Disubstituted Oligo(3-hexylthiophene)s and Oligothiobenzoquinonoids in Head-to-head Orientation. *Bull. Chem. Soc. Jpn.* **1995**, *68*, 2363–2377. [[CrossRef](#)]
143. Tanaka, S.; Tamba, S.; Tanaka, D.; Sugie, A.; Mori, A. Synthesis of well-defined head-to-tail-type oligothiophenes by regioselective deprotonation of 3-substituted thiophenes and nickel-catalyzed cross-coupling reaction. *J. Am. Chem. Soc.* **2011**, *133*, 16734–16737. [[CrossRef](#)] [[PubMed](#)]
144. Kim, Y.; Park, H.; Abdilla, A.; Yun, H.; Han, J.; Stein, G.E.; Hawker, C.J.; Kim, B.J. Chain-Length-Dependent Self-Assembly Behaviors of Discrete Conjugated Oligo(3-hexylthiophene). *Chem. Mater.* **2020**. [[CrossRef](#)]
145. Tanaka, S.; Tanaka, D.; Tatsuta, G.; Murakami, K.; Tamba, S.; Sugie, A.; Mori, A. Concise Synthesis of Well-Defined Linear and Branched Oligothiophenes with Nickel-Catalyzed Regiocontrolled Cross-Coupling of 3-Substituted Thiophenes by Catalytically Generated Magnesium Amide. *Chem. Eur. J.* **2013**, *19*, 1658–1665. [[CrossRef](#)]
146. Yagai, S.; Suzuki, M.; Lin, X.; Gushiken, M.; Noguchi, T.; Karatsu, T.; Kitamura, A.; Saeki, A.; Seki, S.; Kikkawa, Y.; et al. Supramolecular Engineering of Oligothiophene Nanorods without Insulators: Hierarchical Association of Rosettes and Photovoltaic Properties. *Chem. Eur. J.* **2014**, *20*, 16128–16137. [[CrossRef](#)]
147. Liu, J.T.; Hase, H.; Taylor, S.; Salzmann, I.; Forgione, P. Approaching the Integer-Charge Transfer Regime in Molecularly Doped Oligothiophenes by Efficient Decarboxylative Cross-Coupling. *Angew. Chem. Int. Ed.* **2020**, *59*, 7146–7153. [[CrossRef](#)]
148. Collis, G.E.; Burrell, A.K.; Blandford, E.J.; Officer, D.L. A modular procedure for the synthesis of functionalised  $\beta$ -substituted terthiophene monomers for conducting polymer applications. *Tetrahedron* **2007**, *63*, 11141–11152. [[CrossRef](#)]
149. Kagan, J.; Liu, H. 3'-Vinyl-2,2':5',2''-terthiophene: Synthesis, polymerization and copolymerization with styrene. *Synth. Met.* **1996**, *82*, 75–81. [[CrossRef](#)]
150. Inaoka, S.; Collard, D.M. Chemical and electrochemical polymerization of 3-alkylthiophenes on self-assembled monolayers of oligothiophene-substituted alkylsilanes. *Langmuir* **1999**, *15*, 3752–3758. [[CrossRef](#)]
151. Kim, D.H.; Kim, J.-H.; Kim, T.H.; Kang, D.M.; Kim, Y.H.; Shim, Y.-B.; Shin, S.C. Polyterthiophene Appended by Organomolybdenum Sulfide Cluster: Electrochemical Synthesis and Electrochemical Properties of Poly[Mo<sub>2</sub>( $\mu$ -C<sub>5</sub>H<sub>5</sub>)<sub>2</sub>{ $\mu$ - $\eta$ 2: $\eta$ 2-SC(R)C S[C<sub>4</sub>H<sub>5</sub>(C<sub>4</sub>H<sub>3</sub>S-2)2-2,5]}<sub>2</sub>]. *Chem. Mater.* **2003**, *15*, 825–827. [[CrossRef](#)]
152. Yamazaki, T.; Murata, Y.; Komatsu, K.; Furukawa, K.; Morita, M.; Maruyama, N.; Yamao, T.; Fujita, S. Synthesis and electrolytic polymerization of the ethylenedioxy-substituted terthiophene-fullerene dyad. *Org. Lett.* **2004**, *6*, 4865–4868. [[CrossRef](#)]

153. Volz, W.; Vob, J. A mild and simple synthesis of benzo[c]thiophenes and 4,7-di-hydrobenzo[c]thiophenes. *Synth.* **1990**, *1990*, 670–674. [[CrossRef](#)]
154. Manca, P.; Pilo, M.I.; Casu, G.; Gladiali, S.; Sanna, G.; Scanu, R.; Spano, N.; Zucca, A.; Zanardi, C.; Bagnis, D.; et al. A new terpyridine tethered polythiophene: Electrosynthesis and characterization. *J. Polym. Sci. Part A Polym. Chem.* **2011**, *49*, 3513–3523. [[CrossRef](#)]
155. Han, A.; Bai, J.; Murata, Y.; Komatsu, K. Synthesis and characterization of the fullerene-terthiophene dyads. *Heteroat. Chem.* **2011**, *22*, 72–78. [[CrossRef](#)]
156. Mitsudo, K.; Sato, H.; Yamasaki, A.; Kamimoto, N.; Goto, J.; Mandai, H.; Suga, S. Synthesis and Properties of Ethene-Bridged Terthiophenes. *Org. Lett.* **2015**, *17*, 4858–4861. [[CrossRef](#)]
157. Sordello, F.; Minero, C.; Viscardi, G.; Quagliotto, P. Highly Photoactive Polythiophenes Obtained by Electrochemical Synthesis from Bipyridine-Containing Terthiophenes. *Energies* **2019**, *12*, 341. [[CrossRef](#)]
158. Quagliotto, P.; Prosperini, S.; Viscardi, G. Improved Synthesis of a Terthiophene-Based Monomeric Ligand That Forms a Highly Active Polymer for the Carbon Dioxide Reduction. *Lett. Org. Chem.* **2017**, *14*. [[CrossRef](#)]
159. Kim, D.H.; Kang, B.S.; Lim, S.M.; Bark, K.M.; Kim, B.G.; Shiro, M.; Shim, Y.B.; Shin, S.C. Polyterthiophene-bearing pendant organomolybdenum complexes: Electropolymerization of erythro-[Mo $\mu$ ( $\mu$ -C<sub>5</sub>H<sub>5</sub>)<sub>2</sub>(CO)  $4\{\mu$ - $\eta$ <sup>2</sup>: $\eta$ <sup>2</sup>-C(R) $\equiv$ C[C 4HS(C4H3S-2)-2,5]]]. *J. Chem. Soc. Dalton Trans.* **1998**, 1893–1898. [[CrossRef](#)]
160. Cao, Y.; Wolf, M.O.; Patrick, B.O. A terthiophene-containing alkynylplatinum terpyridine pacman complex: Controllable folding/unfolding modulated by weak intermolecular interactions. *Inorg. Chem.* **2013**, *52*, 5636–5638. [[CrossRef](#)] [[PubMed](#)]
161. Kuchison, A.M.; Wolf, M.O.; Patrick, B.O. Photophysical properties and electropolymerization of gold complexes of 3,3''-diethynyl-2,2':5',2''-terthiophene. *Inorg. Chem.* **2010**, *49*, 8802–8812. [[CrossRef](#)] [[PubMed](#)]
162. Wagner, P.; Partridge, A.C.; Jolley, K.W.; Officer, D.L. Facile synthesis of acetylene-substituted terthiophenes. *Tetrahedron Lett.* **2007**, *48*, 6245–6248. [[CrossRef](#)]
163. Cheng, H.; Djukic, B.; Jenkins, H.A.; Gorelsky, S.I.; Lemaire, M.T. Iron(II) complexes containing thiophene-substituted “bispcen” ligands—Spin-crossover, ligand rearrangements, and ferromagnetic interactions. *Can. J. Chem.* **2010**, *88*, 954–963. [[CrossRef](#)]
164. Xiao, Z.; Ye, G.; Liu, Y.; Chen, S.; Peng, Q.; Zuo, Q.; Ding, L. Pushing Fullerene Absorption into the Near-IR Region by Conjugately Fusing Oligothiophenes. *Angew. Chem. Int. Ed.* **2012**, *51*, 9038–9041. [[CrossRef](#)]
165. Sharma, G.D.; Mikroyannidis, J.A.; Roy, M.S.; Thomas, K.R.J.; Ball, R.J.; Kurchania, R. Dithienylthienothiadiazole-based organic dye containing two cyanoacrylic acid anchoring units for dye-sensitized solar cells. *RSC Adv.* **2012**, *2*, 11457. [[CrossRef](#)]
166. Wang, Z.; Gao, Z.; Feng, Y.; Liu, Y.; Yang, B.; Liu, D.; Lv, Y.; Lu, P.; Ma, Y. Highly  $\pi$ -extended polymers based on phenanthro-pyrazine: Synthesis, characterization, theoretical calculation and photovoltaic properties. *Polymer* **2013**, *54*, 6191–6199. [[CrossRef](#)]
167. Schwiderski, R.L.; Rasmussen, S.C. Synthesis and Characterization of Thieno[3,4- b ]pyrazine-Based Terthienyls: Tunable Precursors for Low Band Gap Conjugated Materials. *J. Org. Chem.* **2013**, *78*, 5453–5462. [[CrossRef](#)]
168. Sen, C.P.; Shrestha, R.G.; Shrestha, L.K.; Ariga, K.; Valiyaveetil, S. Low-Band-Gap BODIPY Conjugated Copolymers for Sensing Volatile Organic Compounds. *Chem. Eur. J.* **2015**, *21*, 17344–17354. [[CrossRef](#)]
169. Xu, X.; Wang, C.; Bäcke, O.; James, D.I.; Bini, K.; Olsson, E.; Andersson, M.R.; Fahlman, M.; Wang, E. Pyrrolo[3,4-g]quinoxaline-6,8-dione-based conjugated copolymers for bulk heterojunction solar cells with high photovoltages. *Polym. Chem.* **2015**, *6*, 4624–4633. [[CrossRef](#)]
170. Abdulahi, B.A.; Li, X.; Mone, M.; Kiros, B.; Genene, Z.; Qiao, S.; Yang, R.; Wang, E.; Mammo, W. Structural engineering of pyrrolo[3,4- f ]benzotriazole-5,7(2 H,6 H)-dione-based polymers for non-fullerene organic solar cells with an efficiency over 12%. *J. Mater. Chem. A* **2019**, *7*, 19522–19530. [[CrossRef](#)]
171. Wang, W.; Guo, H.; Jones, R.A. Synthesis and electropolymerization of N-heterocyclic carbene complexes of Pd(ii) and Pt(ii) from an emissive imidazolium salt with a terthiophene backbone. *Dalt. Trans.* **2019**, *48*, 14440–14449. [[CrossRef](#)]
172. Freese, T.; Lücke, A.-L.; Schmidt, C.A.S.; Polamo, M.; Nieger, M.; Namyslo, J.C.; Schmidt, A. Anionic N-heterocyclic carbenes derived from sydnone imines such as molsidomine. Trapping reactions with selenium, palladium, and gold. *Tetrahedron* **2017**, *73*, 5350–5357. [[CrossRef](#)]
173. Mikroyannidis, J.A.A.; Tsagkournos, D.V.V.; Balraju, P.; Sharma, G.D.D. Efficient bulk heterojunction solar cells using an alternating phenylenevinylene copolymer with dithenyl(thienothiadiazole) segments as donor and PCBM or modified PCBM as acceptor. *Sol. Energy Mater. Sol. Cells* **2011**, *95*, 3025–3035. [[CrossRef](#)]
174. Yen, W.-C.; Pal, B.; Yang, J.-S.; Hung, Y.-C.; Lin, S.-T.; Chao, C.-Y.; Su, W.-F. Synthesis and characterization of low bandgap copolymers based on indenofluorene and thiophene derivative. *J. Polym. Sci. Part A Polym. Chem.* **2009**, *47*, 5044–5056. [[CrossRef](#)]
175. Lepeltier, M.; Lukoyanova, O.; Jacobson, A.; Jeeva, S.; Perepichka, D.F. New azaborine-thiophene heteroacenes. *Chem. Commun.* **2010**, *46*, 7007. [[CrossRef](#)]
176. Li, P.; Fenwick, O.; Yilmaz, S.; Breusov, D.; Caruana, D.J.; Allard, S.; Scherf, U.; Cacialli, F. Dual functions of a novel low-gap polymer for near infra-red photovoltaics and light-emitting diodes. *Chem. Commun.* **2011**, *47*, 8820. [[CrossRef](#)] [[PubMed](#)]
177. Zoombelt, A.P.; Fonrodona, M.; Turbiez, M.G.R.; Wienk, M.M.; Janssen, R.A.J.R.A.J. Synthesis and photovoltaic performance of a series of small band gap polymers. *J. Mater. Chem.* **2009**, *19*, 5336. [[CrossRef](#)]
178. Xia, Y.; Luo, J.; Deng, X.; Li, X.; Li, D.; Zhu, X.; Yang, W.; Cao, Y. Novel Random Low-Band-Gap Fluorene-Based Copolymers for Deep Red/Near Infrared Light-Emitting Diodes and Bulk Heterojunction Photovoltaic Cells. *Macromol. Chem. Phys.* **2006**, *207*, 511–520. [[CrossRef](#)]

179. Huber, J.; Jung, C.; Mecking, S. Nanoparticles of Low Optical Band Gap Conjugated Polymers. *Macromolecules* **2012**, *45*, 7799–7805. [[CrossRef](#)]
180. Jeong, J.; Kumar, R.S.; Naveen, M.; Son, Y.-A. Synthesis and characterization of triphenylamine-based polymers and their application towards solid-state electrochromic cells. *RSC Adv.* **2016**, *6*, 78984–78993. [[CrossRef](#)]
181. Zoombelt, A.P.; Leenen, M.A.M.; Fonrodona, M.; Nicolas, Y.; Wienk, M.M.; Janssen, R.A.J. The influence of side chains on solubility and photovoltaic performance of dithiophene–thienopyrazine small band gap copolymers. *Polymer* **2009**, *50*, 4564–4570. [[CrossRef](#)]
182. Beaupré, S.; Breton, A.-C.; Dumas, J.; Leclerc, M. Multicolored Electrochromic Cells Based On Poly(2,7-Carbazole) Derivatives For Adaptive Camouflage. *Chem. Mater.* **2009**, *21*, 1504–1513. [[CrossRef](#)]
183. Lai, Y.-Y.; Cheng, Y.-J.; Chen, C.-H.; Cheng, S.-W.; Cao, F.-Y.; Hsu, C.-S. Synthesis, photophysical and photovoltaic properties of a new class of two-dimensional conjugated polymers containing donor–acceptor chromophores as pendant groups. *Polym. Chem.* **2013**, *4*, 3333. [[CrossRef](#)]
184. Cimrová, V.; Kmínek, I.; Pavlačková, P.; Výprachtický, D.; Cimrova, V.; Kmínek, I.; Pavlackova, P.; Vyprachticky, D. Low-bandgap donor-acceptor copolymers with 4,6-bis(3'-(2-ethylhexyl)thien-2'-yl)thieno[3,4-c][1,2,5]thiadiazole: synthesis, optical, electrochemical, and photovoltaic properties. *J. Polym. Sci. Part A Polym. Chem.* **2011**, *49*, 3426–3436. [[CrossRef](#)]
185. Arrechea-Marcos, I.; de Echegaray, P.; Mancheño, M.J.; Ruiz Delgado, M.C.; Ramos, M.M.; Quintana, J.A.; Villalvilla, J.M.; Diaz-García, M.A.; López Navarrete, J.T.; Ponce Ortiz, R.; et al. Molecular aggregation of naphthalimide organic semiconductors assisted by amphiphilic and lipophilic interactions: a joint theoretical and experimental study. *Phys. Chem. Chem. Phys.* **2017**, *19*, 6206–6215. [[CrossRef](#)] [[PubMed](#)]
186. Hwang, Y.-J.; Kim, F.S.; Xin, H.; Jenekhe, S.A. New Thienothiadiazole-Based Conjugated Copolymers for Electronics and Optoelectronics. *Macromolecules* **2012**, *45*, 3732–3739. [[CrossRef](#)]
187. Mondal, R.; Becerril, H.A.; Verploegen, E.; Kim, D.; Norton, J.E.; Ko, S.; Miyaki, N.; Lee, S.; Toney, M.F.; Brédas, J.-L.; et al. Thiophene-rich fused-aromatic thienopyrazine acceptor for donor–acceptor low band-gap polymers for OTFT and polymer solar cell applications. *J. Mater. Chem.* **2010**, *20*, 5823. [[CrossRef](#)]
188. Veroleto, Q.; Soleimanpour, S.; Fujisawa, K.; Dal Molin, M.; Sakai, N.; Matile, S. Design and Synthesis of Mixed Oligomers with Thiophenes, Dithienothiophene S, S-Dioxides, Thieno[3,4]pyrazines and 2,1,3-Benzothiadiazoles: Flipper Screening for Mechanosensitive Systems. *ChemistryOpen* **2015**, *4*, 264–267. [[CrossRef](#)] [[PubMed](#)]
189. Steinberger, S.; Mishra, A.; Reinold, E.; Mena-Osteritz, E.; Mueller, H.; Uhrich, C.; Pfeiffer, M.; Baeuerle, P.; Müller, H.; Uhrich, C.; et al. Synthesis and characterizations of red/near-IR absorbing A–D–A–D–A-type oligothiophenes containing thienothiadiazole and thienopyrazine central units. *J. Mater. Chem.* **2012**, *22*, 2701–2712. [[CrossRef](#)]
190. Kmínek, I.; Výprachtický, D.; Kříž, J.; Dybal, J.J.; Cimrová, V.; Kmínek, I.; Vyprachticky, D.; Kriz, J.; Dybal, J.J.; Cimrova, V. Low-band gap copolymers containing thienothiadiazole units: Synthesis, optical, and electrochemical properties. *J. Polym. Sci. Part A Polym. Chem.* **2010**, *48*, 2743–2756. [[CrossRef](#)]
191. Zotti, G.; Zecchin, S.; Schiavon, G.; Vercelli, B.; Berlin, A. Novel polythiophene regular copolymers from 3',4'-diamino- and 3',4'-dinitro-terthiophenes. *Electrochim. Acta* **2005**, *50*, 1469–1474. [[CrossRef](#)]
192. Soucy-Breau, C.; Eachern, A.M.; Leitch, L.C.; Arnason, T.; Morand, P. Synthesis and characterization of alkyl-, alkenyl-, acyl- and nitrogen-substituted derivatives of the potent phototoxin  $\alpha$ -terthiophene. *J. Heterocycl. Chem.* **1991**, *28*, 411–416. [[CrossRef](#)]
193. Smith, Z.C.; Meyer, D.M.; Simon, M.G.; Staii, C.; Shukla, D.; Thomas, S.W. Thiophene-Based Conjugated Polymers with Photolabile Solubilizing Side Chains. *Macromolecules* **2015**, *48*, 959–966. [[CrossRef](#)]
194. Clarke, T.M.; Gordon, K.C.; Chan, W.S.; Phillips, D.L.; Wagner, P.; Officer, D.L. Raman Spectroscopy of Short-Lived Terthiophene Radical Cations Generated by Photochemical and Chemical Oxidation. *ChemPhysChem* **2006**, *7*, 1276–1285. [[CrossRef](#)]
195. Mehenni, H.; Dao, L.H.L.H.; Mehenni, H.; Dao, L.H.L.H. Synthesis and characterization of novel conducting homopolymers based on amino  $\beta$ -styryl terthiophene. *Can. J. Chem.* **2008**, *86*, 1010–1018. [[CrossRef](#)]
196. Tarkuc, S.; Unver, E.K.; Udum, Y.A.; Tanyeli, C.; Toppare, L. The effect of changes in  $\pi$ -conjugated terthienyl systems using thienyl and ethylenedioxybenzene functionalized thieno[3,4-b]pyrazine precursors: Multicolored low band gap polymers. *Electrochim. Acta* **2010**, *55*, 7254–7258. [[CrossRef](#)]
197. Zhang, Q.T.; Tour, J.M. Alternating Donor/Acceptor Repeat Units in Polythiophenes. Intramolecular Charge Transfer for Reducing Band Gaps in Fully Substituted Conjugated Polymers. *J. Am. Chem. Soc.* **1998**, *120*, 5355–5362. [[CrossRef](#)]
198. Gotz, G.; Scheib, S.; Klose, R.; Heinze, J.; Bauerle, P. Synthesis and properties of a series of regioregularly amino-substituted oligo- and polythiophenes. *Adv. Funct. Mater.* **2002**, *12*, 723–728. [[CrossRef](#)]
199. Peng, Q.; Liu, X.; Qin, Y.; Zhou, D.; Xu, J. Thieno[3,4-b]pyrazine-based low bandgap photovoltaic copolymers: Turning the properties by different aza-heteroaromatic donors. *J. Polym. Sci. Part A Polym. Chem.* **2011**, *49*, 4458–4467. [[CrossRef](#)]
200. Herland, A.; Nilsson, K.P.R.; Olsson, J.D.M.; Hammarstroem, P.; Konradsson, P.; Inganaes, O. Synthesis of a Regioregular Zwitterionic Conjugated Oligoelectrolyte, Usable as an Optical Probe for Detection of Amyloid Fibril Formation at Acidic pH. *J. Am. Chem. Soc.* **2005**, *127*, 2317–2323. [[CrossRef](#)] [[PubMed](#)]
201. Ju, X.; Kong, L.; Zhao, J.; Bai, G. Synthesis and electrochemical capacitive performance of thieno[3,4-b]pyrazine-based Donor-Acceptor type copolymers used as supercapacitor electrode material. *Electrochim. Acta* **2017**, *238*, 36–48. [[CrossRef](#)]
202. Zhang, Q.; Tour, J.M. Low Optical Bandgap Polythiophenes by an Alternating Donor/Acceptor Repeat Unit Strategy. *J. Am. Chem. Soc.* **1997**, *119*, 5065–5066. [[CrossRef](#)]

203. Schwiderski, R.L.; Rasmussen, S.C. Side chain tuning of frontier orbitals in polymers of thieno[3,4-b]-pyrazine-based terthienyls. *Synth. Met.* **2014**, *193*, 58–63. [CrossRef]
204. Vyprachticky, D.; Kminek, I.; Pavlackova, P.; Cimrova, V. Syntheses of fluorene/carbazole-thienothiadiazole copolymers for organic photovoltaics. *ECS Trans.* **2011**, *33*, 111–118. [CrossRef]
205. Karthik, D.; Kumar, V.; Justin Thomas, K.R.; Li, C.-T.; Ho, K.-C. Synthesis and characterization of thieno[3,4-d]imidazole-based organic sensitizers for photoelectrochemical cells. *Dyes Pigments* **2016**, *129*, 60–70. [CrossRef]
206. Shen, X.; Chen, S.; Xiao, Z.; Zuo, Q.; Chen, Y.; Ding, L. Synthesis of thienoselenadiazole-containing conjugated copolymers and their application in polymer solar cells. *Polym. J.* **2012**, *44*, 978–981. [CrossRef]
207. Chen, C.-L.; Lin, T.-P.; Chen, Y.-S.; Sun, S.-S. Probing receptor-anion interactions by ratiometric chemosensors containing pyrrolicarboxamide interacting sites. *Eur. J. Org. Chem.* **2007**, 3999–4010. [CrossRef]
208. Mangeney, C.; Lacroix, J.-C.; Chane-Ching, K.I.; Jouini, M.; Aeiayach, S.; Lacaze, P.-C. Poly(3',4'-[bis(N,N'-ethyloxamyl)]terthiophene): A new functionalized conductive polymer with tunable pendent ethyloxamyl substituents. *Phys. Chem. Chem. Phys.* **1999**, *1*, 2755–2760. [CrossRef]
209. Mangeney, C.; Lacroix, J.-C.; Chane-Ching, K.I.; Jouini, M.; Villain, F.; Ammar, S.; Jouini, N.; Lacaze, P.-C. Conducting-polymer electrochemical switching as an easy means for control of the molecular properties of grafted transition metal complexes. *Chem. Eur. J.* **2001**, *7*, 5029–5040. [CrossRef]
210. Mehenni, H.; Dao, L.H. Towards the development of a direct electrochemical biodetector of avidin based on the poly(chloro amino- $\beta$ -styryl terthiophene)-coated glassy carbon electrode. *Aust. J. Chem.* **2012**, *65*, 395–401. [CrossRef]
211. Mehenni, H. Development of an avidin sensor based on the poly(methoxy amino- $\beta$ -styryl terthiophene)-coated glassy carbon electrode. *Can. J. Chem.* **2012**, *90*, 271–277. [CrossRef]
212. Abdelwahab, A.A.; Kim, D.-M.; Halappa, N.M.; Shim, Y.-B. A Selective Catalytic Oxidation of Ascorbic Acid at the Aminopyrimidyl Functionalized-Conductive Polymer Electrode. *Electroanalysis* **2013**, *25*, 1178–1184. [CrossRef]
213. Park, M.-O.; Noh, H.-B.; Park, D.-S.; Yoon, J.-H.; Shim, Y.-B. Long-life Heavy Metal Ions Sensor Based on Graphene Oxide-anchored Conducting Polymer. *Electroanalysis* **2017**, *29*, 514–520. [CrossRef]
214. Singh, R.P. A catechol biosensor based on a gold nanoparticles encapsulated-dendrimer. *Analyst* **2011**, *136*, 1216–1221. [CrossRef] [PubMed]
215. Kim, D.-M.; Shim, K.-B.; Son, J.I.; Reddy, S.S.; Shim, Y.-B. Spectroelectrochemical and electrochromic behaviors of newly synthesized poly[3'-(2-aminopyrimidyl)-2,2':5',2''-terthiophene]. *Electrochim. Acta* **2013**, *104*, 322–329. [CrossRef]
216. Chung, S.; Hwang, B.-Y.; Naveen, M.H.; Shim, Y.-B. Detection of Rocuronium in Whole Blood Using a Lipid-Bonded Conducting Polymer and Porous Carbon Composite Electrode. *Electroanalysis* **2018**, *30*, 1425–1431. [CrossRef]
217. Park, M.-O.; Seo, K.-D.; Shim, Y.-B.; Yoon, J.-H.; Park, D.-S. Chromium(VI) sensor based on catalytic reduction using the nanoporous layer of poly(aminopyrimidyl-terthiophene) and AuNi composite. *Sens. Actuators B Chem.* **2019**, *301*, 127151. [CrossRef]
218. Naveen, M.H.; Noh, H.-B.; Al Hossain, M.S.; Kim, J.H.; Shim, Y.-B. Facile potentiostatic preparation of functionalized polyterthiophene-anchored graphene oxide as a metal-free electrocatalyst for the oxygen reduction reaction. *J. Mater. Chem. A Mater. Energy Sustain.* **2015**, *3*, 5426–5433. [CrossRef]
219. Herland, A.; Bjoerk, P.; Nilsson, K.P.R.; Olsson, J.D.M.; Asberg, P.; Konradsson, P.; Hammarstroem, P.; Inganaes, O. Electroactive luminescent self-assembled bio-organic nanowires: Integration of semiconducting oligoelectrolytes within amyloidogenic proteins. *Adv. Mater.* **2005**, *17*, 1466–1471. [CrossRef]
220. Demanze, F.; Cornil, J.; Garnier, F.; Horowitz, G.; Valat, P.; Yassar, A.; Lazzaroni, R.; Brédas, J.-L. Tuning of the Electronic and Optical Properties of Oligothiophenes via Cyano Substitution: A Joint Experimental and Theoretical Study. *J. Phys. Chem. B* **1997**, *101*, 4553–4558. [CrossRef]
221. Yassar, A.; Demanze, F.; Fichou, D. Synthesis and electrical properties of cyano-substituted oligothiophenes towards n-type organic semiconductors. *Opt. Mater.* **1999**, *12*, 379–382. [CrossRef]
222. Hapiot, P.; Demanze, F.; Yassar, A.; Garnier, F. Molecular Engineering of Band Level Energies in Oligothiophenes, through Cyano-Substitutions. *J. Phys. Chem.* **1996**, *100*, 8397–8401. [CrossRef]
223. Yassar, A.; Demanze, F.; Jaafari, A.; El Idrissi, M.; Coupry, C. Cyano-Substituted Oligothiophenes: A New Approach to n-Type Organic Semiconductors. *Adv. Funct. Mater.* **2002**, *12*, 699–708. [CrossRef]
224. Hsu, D.-T.; Lin, C.-H. Synthesis of Benzo[c] and Naphtho[c]heterocycle Diesters and Dinitriles via Homologation. *J. Org. Chem.* **2009**, *74*, 9180–9187. [CrossRef]
225. Demeter, D.; Allain, M.; Leriche, P.; Grosu, I.; Roncali, J. Synthesis and electronic properties of terthienyls  $\beta$ -substituted by (thienyl)cyanovinylene groups. *Tetrahedron Lett.* **2010**, *51*, 4117–4120. [CrossRef]
226. Schweiger, L.F.; Ryder, K.S.; Morris, D.G.; Glidle, A.; Cooper, J.M. Strategies towards functionalised electronically conducting organic copolymers. *J. Mater. Chem.* **2000**, *10*, 107–114. [CrossRef]
227. Pozo-Gonzalo, C.; Khan, T.; McDouall, J.J.W.; Skabara, P.J.; Roberts, D.M.; Light, M.E.; Coles, S.J.; Hursthouse, M.B.; Neugebauer, H.; Cravino, A.; et al. Synthesis and electropolymerisation of 3',4'-bis(alkylsulfanyl)terthiophenes and the significance of the fused dithiin ring in 2,5-dithienyl-3,4-ethylenedithiophene (DT-EDTT). *J. Mater. Chem.* **2002**, *12*, 500–510. [CrossRef]
228. Pozo-Gonzalo, C.; Roberts, D.M.M.; Skabara, P.J. 3,4-Disubstituted terthiophene systems: Synthesis and electropolymerization. *Synth. Met.* **2001**, *119*, 115–116. [CrossRef]

229. Amb, C.M.; Rasmussen, S.C. Sterics versus Electronics: Regioselective Cross-Coupling of Polybrominated Thiophenes. *Eur. J. Org. Chem.* **2008**, *2008*, 801–804. [[CrossRef](#)]
230. Wang, F.; Gu, H.; Swager, T.M. Carbon nanotube/polythiophene chemiresistive sensors for chemical warfare agents. *J. Am. Chem. Soc.* **2008**, *130*, 5392–5393. [[CrossRef](#)] [[PubMed](#)]
231. Dong, B.; Li, B.; Cao, Y.; Meng, X.; Yan, H.; Ge, S.; Lu, Y. Conjugated oligomers with thiophene and indole moieties: Synthesis, photoluminescence and electrochromic performances. *Tetrahedron Lett.* **2017**, *58*, 35–42. [[CrossRef](#)]
232. Yamaguchi, I.; Nakahara, T. Reactive polythiophenes with zinc salt structure: Synthesis, polymer reactions, and chemical properties. *J. Polym. Sci. Part A Polym. Chem.* **2012**, *50*, 3340–3349. [[CrossRef](#)]
233. Schäferling, M.; Bäuerle, P. Porphyrin-functionalized oligo- and polythiophenes. *J. Mater. Chem.* **2004**, *14*, 1132–1141. [[CrossRef](#)]
234. Bäuerle, P.; Scheib, S. Molecular recognition of alkali-ions by crown-ether-functionalized poly(alkylthiophenes). *Adv. Mater.* **1993**, *5*, 848–853. [[CrossRef](#)]
235. Quagliotto, P.; Barbero, N.; Barolo, C.; Buscaino, R.; Carfora, P.; Prosperini, S.; Viscardi, G. Water based surfactant-assisted synthesis of thienylpyridines and thienylbipyridine intermediates. *Dyes Pigments* **2017**, *137*, 468–479. [[CrossRef](#)]
236. Sun, C.; Prosperini, S.; Quagliotto, P.; Viscardi, G.; Yoon, S.S.; Gobetto, R.; Nervi, C. Electrocatalytic reduction of CO<sub>2</sub> by thiophene-substituted rhenium(i) complexes and by their polymerized films. *Dalt. Trans.* **2016**, *45*, 14678–14688. [[CrossRef](#)] [[PubMed](#)]
237. Vélez, J.H.; Díaz, F.R.; del Valle, M.A.; Bernède, J.C.; East, G.A. Synthesis of 3',4'-disubstituted terthiophenes. Characterization and electropolymerization. I. 3',4'-dibromo-2,2':5',2''-terthiophene in photovoltaic display. *J. Appl. Polym. Sci.* **2006**, *102*, 5314–5321. [[CrossRef](#)]
238. Nagura, K.; Saito, S.; Yusa, H.; Yamawaki, H.; Fujihisa, H.; Sato, H.; Shimoikeda, Y.; Yamaguchi, S. Distinct responses to mechanical grinding and hydrostatic pressure in luminescent chromism of tetrathiazolylthiophene. *J. Am. Chem. Soc.* **2013**, *135*, 10322–10325. [[CrossRef](#)]
239. Rahimi, A.; Namyslo, J.C.; Drafz, M.H.H.; Halm, J.; Hübner, E.; Nieger, M.; Rautzenberg, N.; Schmidt, A. Selective mono- to perarylations of tetrabromothiophene by a cyclobutene-1,2-diylbisimidazolium preligand. *J. Org. Chem.* **2011**, *76*, 7316–7325. [[CrossRef](#)]
240. Túng, Đ.T.; Tuân, Đ.T.; Rasool, N.; Villinger, A.; Reinke, H.; Fischer, C.; Langer, P. Regioselective Palladium(0)-Catalyzed Cross-Coupling Reactions and Metal-Halide Exchange Reactions of Tetrabromothiophene: Optimization, Scope and Limitations. *Adv. Synth. Catal.* **2009**, *351*, 1595–1609. [[CrossRef](#)]
241. Dang, T.T.; Rasool, N.; Dang, T.T.; Reinke, H.; Langer, P. Synthesis of tetraarylthiophenes by regioselective Suzuki cross-coupling reactions of tetrabromothiophene. *Tetrahedron Lett.* **2007**, *48*, 845–847. [[CrossRef](#)]
242. Lu, K.-M.; Li, W.-M.; Lin, P.-Y.; Liu, K.-T.; Liu, C.-Y. Direct C-H Arylation as a Chemoselective Single-Step Access to  $\pi$ -Acceptor- $\pi$  Type Building Blocks. *Adv. Synth. Catal.* **2017**, *359*, 3805–3817. [[CrossRef](#)]
243. Bilik, P.; Tanious, F.; Kumar, A.; Wilson, W.D.; Boykin, D.W.; Colson, P.; Houssier, C.; Facompré, M.; Tardy, C.; Bailly, C. Novel Dications with Unfused Aromatic Systems: Trithiophene and Trifuran Derivatives of Furimidazoline. *ChemBioChem* **2001**, *2*, 559–569. [[CrossRef](#)]
244. Mitsudo, K.; Shimohara, S.; Mizoguchi, J.; Mandai, H.; Suga, S. Synthesis of nitrogen-bridged terthiophenes by tandem Buchwald-Hartwig coupling and their properties. *Org. Lett.* **2012**, *14*, 2702–2705. [[CrossRef](#)]
245. Leitner, T.D.; Vogt, A.; Popović, D.; Mena-Osteritz, E.; Walzer, K.; Pfeiffer, M.; Bäuerle, P. Influence of alkyl chain length in S,N-heteropentacenes on the performance of organic solar cells. *Mater. Chem. Front.* **2018**, *2*, 959–968. [[CrossRef](#)]
246. Lee, H.; Jo, H.; Kim, D.; Biswas, S.; Sharma, G.D.; Ko, J. The effect of acceptor end groups on the physical and photovoltaic properties of A- $\pi$ -D- $\pi$ -A type oligomers with same S, N-heteropentacene central electron donor unit for solution processed organic solar cells. *Dyes Pigments* **2016**, *129*, 209–219. [[CrossRef](#)]
247. Schroeder, B.C.; Kirkus, M.; Nielsen, C.B.; Ashraf, R.S.; McCulloch, I. Dithienosilolothiothiophene: A New Polyfused Donor for Organic Electronics. *Macromolecules* **2015**, *48*, 5557–5562. [[CrossRef](#)]
248. Mishra, A.; Popovic, D.; Vogt, A.; Kast, H.; Leitner, T.; Walzer, K.; Pfeiffer, M.; Mena-Osteritz, E.; Bäuerle, P. A-D-A-type S, N-Heteropentacenes: Next-Generation Molecular Donor Materials for Efficient Vacuum-Processed Organic Solar Cells. *Adv. Mater.* **2014**, *26*, 7217–7223. [[CrossRef](#)]
249. Kimura, M.; Sakai, R.; Sato, S.; Fukawa, T.; Ikehara, T.; Maeda, R.; Mihara, T. Sensing of Vaporous Organic Compounds by TiO<sub>2</sub> Porous Films Covered with Polythiophene Layers. *Adv. Funct. Mater.* **2012**, *22*, 469–476. [[CrossRef](#)]
250. Bandini, M.; Pietrangelo, A.; Sinisi, R.; Umani-Ronchi, A.; Wolf, M.O. New Electrochemically Generated Polymeric Pd Complexes as Heterogeneous Catalysts for Suzuki Cross-Coupling Reactions. *Eur. J. Org. Chem.* **2009**, *2009*, 3554–3561. [[CrossRef](#)]
251. SATAKE, Y.; ITO, S.; FUJIHARA, H. Synthesis and Electropolymerization of Terthiophene-modified Gold and Palladium Nanoparticles: Metal Nanoparticle-Polythiophene Composites. *J. Japan Soc. Colour Mater.* **2005**, *78*, 157–163. [[CrossRef](#)]
252. Michalitsch, R.; Elkassmi, A.; Yassar, A.; Gamier, F. A practical synthesis of functionalized alkyl-oligothiophenes for molecular self-assembly. *J. Heterocycl. Chem.* **2001**, *38*, 649–653. [[CrossRef](#)]
253. Strover, L.; Roux, C.; Malmström, J.; Pei, Y.; Williams, D.E.; Travas-Sejdic, J. Switchable surfaces of electroactive polymer brushes grafted from polythiophene ATRP-macroinitiator. *Synth. Met.* **2012**, *162*, 381–390. [[CrossRef](#)]
254. Foster, E.L.; De Leon, A.C.C.; Mangadla, J.; Advincula, R. Electropolymerized and polymer grafted superhydrophobic, superoleophilic, and hemi-wicking coatings. *J. Mater. Chem.* **2012**, *22*, 11025–11031. [[CrossRef](#)]

255. Robitaille, L.; Leclerc, M. Synthesis, Characterization, and Langmuir-Blodgett Films of Fluorinated Polythiophenes. *Macromolecules* **1994**, *27*, 1847–1851. [[CrossRef](#)]
256. Crouch, D.J.; Sparrowe, D.; Heeney, M.; McCulloch, I.; Skabara, P.J. Polyterthiophenes Incorporating 3,4-Difluorothiophene Units: Application in Organic Field-Effect Transistors. *Macromol. Chem. Phys.* **2010**, *211*, 2642–2648. [[CrossRef](#)]
257. Büchner, W.; Garreau, R.; Lemaire, M.; Roncali, J.; Garnier, F. Poly(fluorinated 3-alkyl thiophene). *J. Electroanal. Chem.* **1990**, *277*, 355–358. [[CrossRef](#)]
258. Facchetti, A.; Yoon, M.H.; Stern, C.L.; Hutchison, G.R.; Ratner, M.A.; Marks, T.J. Building blocks for N-type molecular and polymeric electronics. Perfluoroalkyl- versus alkyl-functionalized oligothiophenes (nTs; n = 2–6). Systematic synthesis, spectroscopy, electrochemistry, and solid-state organization. *J. Am. Chem. Soc.* **2004**, *126*, 13480–13501. [[CrossRef](#)]
259. Le, Y.; Umemoto, Y.; Okabe, M.; Kusunoki, T.; Nakayama, K.I.; Pu, Y.J.; Kido, J.; Tada, H.; Aso, Y. Electronegative oligothiophenes based on difluorodioxocyclopentene-annulated thiophenes: Synthesis, properties, and n-Type FET performances. *Org. Lett.* **2008**, *10*, 833–836. [[CrossRef](#)]
260. Ie, Y.; Umemoto, Y.; Kaneda, T.; Aso, Y. Electronegative oligothiophenes based on a hexafluorocyclopentene-annulated thiophene unit. *Org. Lett.* **2006**, *8*, 5381–5384. [[CrossRef](#)]
261. Ie, Y.; Umemoto, Y.; Nitani, M.; Aso, Y. Perfluoroalkyl-annulated conjugated systems toward n-type organic semiconductors. *Pure Appl. Chem.* **2008**, *80*, 589–597. [[CrossRef](#)]
262. Wu, T.; Boyer, J.-C.; Barker, M.; Wilson, D.; Branda, N.R. A “Plug-and-Play” Method to Prepare Water-Soluble Photoresponsive Encapsulated Upconverting Nanoparticles Containing Hydrophobic Molecular Switches. *Chem. Mater.* **2013**, *25*, 2495–2502. [[CrossRef](#)]
263. Gronowitz, S.; Svensson, A. On the Ring-Opening of Some 3-Lithiobithienyls and 3'-Lithio- $\alpha$ -terthienyls. *Isr. J. Chem.* **1986**, *27*, 25–28. [[CrossRef](#)]
264. Zhang, Y.; Gao, X.; Li, J.; Tu, G. Highly selective palladium-catalyzed Stille coupling reaction toward chlorine-containing NIR electroluminescent polymers. *J. Mater. Chem. C* **2015**, *3*, 7463–7468. [[CrossRef](#)]
265. Imamura, K.; Hirayama, D.; Yoshimura, H.; Takimiya, K.; Aso, Y.; Otsubo, T. Application of flash vacuum pyrolysis to the synthesis of sulfur-containing heteroaromatic systems. *Tetrahedron Lett.* **1999**, *40*, 2789–2792. [[CrossRef](#)]
266. Higgins, T.B.; Mirkin, C.A. Model Coordination Complexes for Designing Poly(terthiophene)/Rh(I) Hybrid Materials with Electrochemically Tunable Reactivities. *Chem. Mater.* **1998**, *10*, 1589–1595. [[CrossRef](#)]
267. Awaji, H.; Nakahodo, T.; Fujihara, H. Synthesis of heterosegment-functioned hybrid nanotubes of polythiophene and heterometallic nanoparticles by sequential template-based electropolymerization. *Chem. Commun.* **2011**, *47*, 3547–3549. [[CrossRef](#)] [[PubMed](#)]
268. Ponnampati, R.; Felipe, M.J.; Advincula, R. Electropolymerizable Terthiophene-Terminated Poly(aryl ether) Dendrimers with Naphthalene and Perylene Cores. *Macromolecules* **2011**, *44*, 7530–7537. [[CrossRef](#)]
269. Tajima, T.; Nishihama, T.; Miyake, S.; Takahashi, N.; Takaguchi, Y. Synthesis and Properties of (Terthiophene) 4 – Poly(amidoamine)-C 60 Pentad. *Bull. Chem. Soc. Jpn.* **2015**, *88*, 736–745. [[CrossRef](#)]
270. Taniguchi, N.; Nakabayashi, K.; Harada, T.; Tajima, N.; Shizuma, M.; Fujiki, M.; Imai, Y. Circularly Polarized Luminescence of Chiral Binaphthyl with Achiral Terthiophene Fluorophores. *Chem. Lett.* **2015**, *44*, 598–600. [[CrossRef](#)]
271. Mantione, D.; Istif, E.; Dufil, G.; Vallan, L.; Parker, D.; Brochon, C.; Cloutet, E.; Hadziioannou, G.; Berggren, M.; Stavrinidou, E.; et al. Thiophene-Based Trimers for In Vivo Electronic Functionalization of Tissues. *ACS Appl. Electron. Mater.* **2020**, *2*, acsaelm.0c00861. [[CrossRef](#)]
272. Ponnampati, R.; Felipe, M.J.; Park, J.Y.; Vargas, J.; Advincula, R. Terthiophene-Jacketed Poly(benzyl ether) Dendrimers: Sonication Synthesis, Electropolymerization, and Polythiophene Film Formation. *Macromolecules* **2010**, *43*, 10414–10421. [[CrossRef](#)]
273. Melucci, M.; Dionigi, C.; Lanzani, G.; Viola, I.; Gigli, G.; Barbarella, G. Shaping Thiophene Oligomers into Fluorescent Nanobeads Forming Two-Dimensionally Patterned Assemblies by the Capillary Effect. *Macromolecules* **2005**, *38*, 10050–10054. [[CrossRef](#)]
274. Mouffouk, F.; Brown, S.J.; Demetriou, A.M.; Higgins, S.J.; Nichols, R.J.; Rajapakse, R.M.G.; Reeman, S. Electrosynthesis and characterization of biotin-functionalized poly(terthiophene) copolymers, and their response to avidin. *J. Mater. Chem.* **2005**, *15*, 1186–1196. [[CrossRef](#)]
275. Grande, C.D.; Tria, M.C.; Jiang, G.; Ponnampati, R.; Advincula, R. Surface-Grafted Polymers from Electropolymerized Polythiophene RAFT Agent. *Macromolecules* **2011**, *44*, 966–975. [[CrossRef](#)]
276. Zanardi, C.; Scanu, R.; Pigani, L.; Pilo, M.I.; Sanna, G.; Seeber, R.; Spano, N.; Terzi, F.; Zucca, A. Synthesis and electrochemical polymerisation of 3'-functionalised terthiophenes. Electrochemical and spectroelectrochemical characterisation. *Electrochim. Acta* **2006**, *51*, 4859–4864. [[CrossRef](#)]
277. Saha, S.; Baker, G.L. Surface-tethered conjugated polymers created via the grafting-from approach. *J. Appl. Polym. Sci.* **2015**, *132*, 41363/1–41363/9. [[CrossRef](#)]
278. Xu, W.-C.; Zhou, Q.; Ashendel, C.L.; Chang, C.-T.; Chang, C.-J. Novel protein kinase C inhibitors: synthesis and PKC inhibition of  $\beta$ -substituted polythiophene derivatives. *Bioorg. Med. Chem. Lett.* **1999**, *9*, 2279–2282. [[CrossRef](#)]
279. Spires, J.B.; Peng, H.; Williams, D.; Travas-Sejdic, J. An improved terthiophene conducting polymer for DNA-sensing. *Electrochim. Acta* **2011**, *58*, 134–141. [[CrossRef](#)]

280. Janeliunas, D.; Eelkema, R.; Nieto-Ortega, B.; Ramirez Aguilar, F.J.; Lopez Navarrete, J.T.; van der Mee, L.; Stuart, M.C.A.; Casado, J.; van Esch, J.H. Designing new symmetrical facial oligothiophene amphiphiles. *Org. Biomol. Chem.* **2013**, *11*, 8435–8442. [[CrossRef](#)] [[PubMed](#)]
281. van Rijn, P.; Savenije, T.J.; Stuart, M.C.A.; van Esch, J.H. Amphiphilic conjugated thiophenes for self-assembling antenna systems in water. *Chem. Commun.* **2009**, 2163–2165. [[CrossRef](#)]
282. Liu, C.-Y.; Chong, H.; Lin, H.-A.; Yamashita, Y.; Zhang, B.; Huang, K.; Hashizume, D.; Yu, H. Palladium-catalyzed direct C–H arylations of dioxythiophenes bearing reactive functional groups: a step-economical approach for functional  $\pi$ -conjugated oligoarenes. *Org. Biomol. Chem.* **2015**, *13*, 8505–8511. [[CrossRef](#)]
283. Miller, L.L.; Yu, Y. Synthesis of  $\beta$ -Methoxy, Methyl-Capped  $\alpha$ -Oligothiophenes. *J. Org. Chem.* **1995**, *60*, 6813–6819. [[CrossRef](#)]
284. Torsi, L.; Tafuri, A.; Cioffi, N.; Gallazzi, M.C.; Sassella, A.; Sabbatini, L.; Zambonin, P.G. Regioregular polythiophene field-effect transistors employed as chemical sensors. *Sens. Actuators B Chem.* **2003**, *93*, 257–262. [[CrossRef](#)]
285. Rodriguez-Alba, E.; Ortiz-Palacios, J.; Morales-Espinoza, E.G.; Vonlanthen, M.; Valderrama, B.X.; Rivera, E. Synthesis, characterization and optical properties of novel oligothiophenes bearing pyrene units attached via well defined oligo(ethylene glycol) spacers. *Synth. Met.* **2015**, *206*, 92–105. [[CrossRef](#)]
286. Rodriguez-Alba, E.; Ortiz-Palacios, J.; Vonlanthen, M.; Rojas-Montoya, S.M.; Porcu, P.; Ruiu, A.; Rivera, E. Design of novel well-defined oligothiophenes bearing donor-acceptor groups (pyrene-porphyrin): Synthesis, characterization, optical properties and energy transfer. *J. Mol. Struct.* **2019**, *1183*, 28–36. [[CrossRef](#)]
287. Zotti, G.; Marin, R.A.; Gallazzi, M.C. Electrochemical Polymerization of Mixed Alkyl-AlkoxyBithiophenes and -terthiophenes. Substitution-Driven Polymerization from Thiophene Hexamers to Long-Chain Polymers. *Chem. Mater.* **1997**, *9*, 2945–2950. [[CrossRef](#)]
288. Giroto, E.M.; Casalbore-Miceli, G.; Camaioni, N.; de Paoli, M.A.; Fichera, A.M.; Belobrzeczkaja, L.; Gallazzi, M.C. Effect of the synthesis temperature and the length of alkyl substituents on photoelectrical properties of polyterthiophenes. *J. Mater. Chem.* **2001**, *11*, 1072–1076. [[CrossRef](#)]
289. Arbizzani, C.; Gallazzi, M.C.; Mastragostino, M.; Rossi, M.; Soavi, F. Capacitance and cycling stability of poly(alkoxythiophene) derivative electrodes. *Electrochem. Commun.* **2001**, *3*, 16–19. [[CrossRef](#)]
290. Gambhir, S.; Wagner, K.; Officer, D.L. Towards functionalized terthiophene-based polymers. *Synth. Met.* **2005**, *154*, 117–120. [[CrossRef](#)]
291. Santos, M.J.L.; Giroto, E.M.; Nogueira, A.F. Photoelectrochemical properties of poly(terthiophene) films modified with a fullerene derivative. *Thin Solid Films* **2006**, *515*, 2644–2649. [[CrossRef](#)]
292. Wang, C.Y.; Tsekouras, G.; Wagner, P.; Gambhir, S.; Too, C.O.; Officer, D.; Wallace, G.G. Functionalised polyterthiophenes as anode materials in polymer/polymer batteries. *Synth. Met.* **2010**, *160*, 76–82. [[CrossRef](#)]
293. Czichy, M.; Wagner, P.; Lapkowski, M.; Officer, D.L. Effect of  $\pi$ -conjugation on electrochemical properties of poly(terthiophene)s 3'-substituted with fullerene C60. *J. Electroanal. Chem.* **2016**, *772*, 103–109. [[CrossRef](#)]
294. Gallazzi, M.C.; Toscano, F.; Paganuzzi, D.; Bertarelli, C.; Farina, A.; Zotti, G. Polythiophenes with unusual electrical and optical properties based on donor acceptor alternance strategy. *Macromol. Chem. Phys.* **2001**, *202*, 2074–2085. [[CrossRef](#)]
295. Mares, D.; Romagnoli, C.; Rossi, R.; Carpita, A.; Ciofalo, M.; Bruni, A. Antifungal activity of some 2,2':5',2''-terthiophene derivatives. *Mycoses* **1994**, *37*, 377–383. [[CrossRef](#)]
296. Rossi, R.; Carpita, A.; Ciofalo, M.; Lippolis, V. Selective and efficient syntheses of phototoxic 2,2':5',2''-terthiophene derivatives bearing a functional substituent in the 3'- or the 5-position. *Tetrahedron* **1991**, *47*, 8443–8460. [[CrossRef](#)]
297. Abdiryim, T.; Jamal, R.; Ubul, A.; Nurulla, I. Solid-state synthesis of poly(3',4'-dimethoxy-2,2':5',2''-terthiophene): Comparison with poly(terthiophene) and poly(3',4'-ethylenedioxy-2,2':5',2''-terthiophene). *Molecules* **2012**, *17*, 8647–8660. [[CrossRef](#)]
298. Yigit, D.; Aykan, M.; Guellue, M. Substituent effect on supercapacitive performances of conducting polymer-based redox electrodes: Poly(3',4'-bis(alkyloxy) 2,2':5',2''-terthiophene) derivatives. *J. Polym. Sci. Part A Polym. Chem.* **2018**, *56*, 480–495. [[CrossRef](#)]
299. Lisak, G.; Wagner, K.; Wagner, P.; Barnsley, J.E.; Gordon, K.C.; Bobacka, J.; Wallace, G.G.; Ivaska, A.; Officer, D.L. A novel modified terpyridine derivative as a model molecule to study kinetic-based optical spectroscopic ion determination methods. *Synth. Met.* **2016**, *219*, 101–108. [[CrossRef](#)]
300. Van Rijn, P.; Janeliunas, D.; Brizard, A.M.; Stuart, M.C.A.; Koper, G.J.M.; Eelkema, R.; van Esch, J.H. Self-assembly behaviour of conjugated terthiophene surfactants in water. *New J. Chem.* **2011**, *35*, 558–567. [[CrossRef](#)]
301. Umeda, R.; Awaji, H.; Nakahodo, T.; Fujihara, H. Nanotube Composites Consisting of Metal Nanoparticles and Polythiophene from Electropolymerization of Terthiophene-Functionalized Metal (Au, Pd) Nanoparticles. *J. Am. Chem. Soc.* **2008**, *130*, 3240–3241. [[CrossRef](#)]
302. Lee, J.U.; Huh, J.; Kim, K.H.; Park, C.; Jo, W.H. Aqueous suspension of carbon nanotubes via non-covalent functionalization with oligothiophene-terminated poly(ethylene glycol). *Carbon N. Y.* **2007**, *45*, 1051–1057. [[CrossRef](#)]
303. Wang, Y.; Partridge, A.; Wu, Y. Comparison of a carboxylated terthiophene surface with carboxymethylated dextran layer for surface plasmon resonance detection of progesterone. *Anal. Biochem.* **2016**, *508*, 46–49. [[CrossRef](#)] [[PubMed](#)]
304. Wang, Y.; Partridge, A.; Wu, Y. Improving nanoparticle-enhanced surface plasmon resonance detection of small molecules by reducing steric hindrance via molecular linkers. *Talanta* **2019**, *198*, 350–357. [[CrossRef](#)] [[PubMed](#)]

305. Grant, D.K.; Jolley, K.W.; Officer, D.L.; Gordon, K.C.; Clarke, T.M. Towards functionalized poly(terthiophenes): Regioselective synthesis of oligoether-substituted bis(styryl)sexithiophenes. *Org. Biomol. Chem.* **2005**, *3*, 2008–2015. [[CrossRef](#)] [[PubMed](#)]
306. Demeter, D.; Blanchard, P.; Allain, M.; Grosu, I.; Roncali, J. Synthesis and Metal Cation Complexing Properties of Crown-Annulated Terthiophenes Containing 3,4-Ethylenedioxythiophene. *J. Org. Chem.* **2007**, *72*, 5285–5290. [[CrossRef](#)]
307. Yamamoto, T.; Omote, M.; Miyazaki, Y.; Kashiwazaki, A.; Lee, B.-L.; Kanbara, T.; Osakada, K.; Inoue, T.; Kubota, K. Poly(thiophene-2,5-diyl)s with a Crown Etheral Subunit. Preparation, Optical Properties, and n-Doped State Stabilized against Air. *Macromolecules* **1997**, *30*, 7158–7165. [[CrossRef](#)]
308. Berlin, A.; Zotti, G.; Zecchin, S.; Schiavon, G. EQCM analysis of the alkali metal ion coordination properties of novel poly(thiophene)s 3,4-functionalized with crown-ether moieties. *Synth. Met.* **2002**, *131*, 149–160. [[CrossRef](#)]
309. Baeuerle, P.; Scheib, S. Synthesis and characterization of thiophenes, oligothiophenes and polythiophenes with crown ether units in direct  $\pi$ -conjugation. *Acta Polym.* **1995**, *46*, 124–129. [[CrossRef](#)]
310. Lukovskaya, E.V.; Bobyleva, A.A.; Fedorova, O.A.; Fedorov, Y.V.; Anisimov, A.V.; Didane, Y.; Brisset, H.; Fages, F. Novel crown-containing 3-styryl derivatives of oligothiophenes: synthesis, structure, and optical and electrochemical characteristics. *Russ. Chem. Bull.* **2009**, *58*, 1509–1515. [[CrossRef](#)]
311. Reddinger, J.L.; Reynolds, J.R. A Novel Polymeric Metallomacrocyclic Sensor Capable of Dual-Ion Cocomplexation. *Chem. Mater.* **1998**, *10*, 3–5. [[CrossRef](#)]
312. Goldoni, F.; Antolini, L.; Pourtois, G.; Schenning, A.P.H.J.; Janssen, R.A.J.; Lazzaroni, R.; Bredas, J.-L.; Meijer, E.W. Effect of ion coordination on the conformational and electronic structure of 3,4-bis(alkylthio)thiophenes. *Eur. J. Inorg. Chem.* **2001**, 821–828. [[CrossRef](#)]
313. Faye, D.; Duong, T.H.; Vieitez, I.; Gohier, F.F.; Brisset, H.; Frere, P.; Briand, J.-F.J.-F.; Leriche, P.; Bressy, C.; Frère, P.; et al. Electroactive polyacrylates bearing linear conjugated systems based on EDOT moieties. *Polymer* **2017**, *117*, 17–24. [[CrossRef](#)]
314. Barbarella, G.; Zambianchi, M.; Di Toro, R.; Colonna, M.J.; Iarossi, D.; Goldoni, F.; Bongini, A. Regioselective Oligomerization of 3-(Alkylsulfanyl)Thiophenes with Ferric Chloride. *J. Org. Chem.* **1996**, *61*, 8285–8292. [[CrossRef](#)]
315. Rossi, R.; Ciofalo, M.; Carpita, A.; Ponterini, G. Singlet-triplet intersystem crossing in 2,2':5',2''-terthiophene and some of its derivatives. *J. Photochem. Photobiol. A Chem.* **1993**, *70*, 59–67. [[CrossRef](#)]
316. Spencer, H.J.; Skabara, P.J.; Giles, M.; McCulloch, I.; Coles, S.J.; Hursthouse, M.B. The first direct experimental comparison between the hugely contrasting properties of PEDOT and the all-sulfur analogue PEDTT by analogy with well-defined EDTT-EDOT copolymers. *J. Mater. Chem.* **2005**, *15*, 4783–4792. [[CrossRef](#)]
317. Skabara, P.J.; Serebryakov, I.M.; Roberts, D.M.; Perepichka, I.F.; Coles, S.J.; Hursthouse, M.B. Novel Terthiophene and Bis(thienyl)furan Derivatives as Precursors to Highly Electroactive Polymers. *J. Org. Chem.* **1999**, *64*, 6418–6424. [[CrossRef](#)]
318. Skabara, P.J.; Berridge, R.; Serebryakov, I.M.; Kanibolotsky, A.L.; Kanibolotskaya, L.; Gordeyev, S.; Perepichka, I.F.; Sariciftci, N.S.; Winder, C. cFluorene functionalised sexithiophenes-utilising intramolecular charge transfer to extend the photocurrent spectrum in organic solar cells. *J. Mater. Chem.* **2007**, *17*, 1055–1062. [[CrossRef](#)]
319. Berridge, R.; Skabara, P.J.; Pozo-Gonzalo, C.; Kanibolotsky, A.; Lohr, J.; McDouall, J.J.W.; McInnes, E.J.L.; Wolowska, J.; Winder, C.; Sariciftci, N.S.; et al. Incorporation of Fused Tetrathiafulvalenes (TTFs) into Polythiophene Architectures: Varying the Electroactive Dominance of the TTF Species in Hybrid Systems. *J. Phys. Chem. B* **2006**, *110*, 3140–3152. [[CrossRef](#)] [[PubMed](#)]
320. Skabara, P.J.; Roberts, D.M.; Serebryakov, I.M.; Pozo-Gonzalo, C. The development of an electropolymerizable unit for TTF-thiophene fused monomers. *Chem. Commun.* **2000**, 1005–1006. [[CrossRef](#)]
321. Skabara, P.J.; Serebryakov, I.M.; Perepichka, I.F.; Sariciftci, N.S.; Neugebauer, H.; Cravino, A. Toward Controlled Donor-Acceptor Interactions in Noncomposite Polymeric Materials: Synthesis and Characterization of a Novel Polythiophene Incorporating  $\pi$ -Conjugated 1,3-Dithiole-2-ylidene fluorene Units as Strong D-A Components. *Macromolecules* **2001**, *34*, 2232–2241. [[CrossRef](#)]
322. Berridge, R.; Wright, S.P.; Skabara, P.J.; Dyer, A.; Steckler, T.; Argun, A.A.; Reynolds, J.R.; Harrington, R.W.; Clegg, W. Electrochromic properties of a fast switching, dual colour polythiophene bearing non-planar dithiinoquinoxaline units. *J. Mater. Chem.* **2007**, *17*, 225–231. [[CrossRef](#)]
323. Forgie, J.C.; Kanibolotsky, A.L.; Skabara, P.J.; Coles, S.J.; Hursthouse, M.B.; Harrington, R.W.; Clegg, W. Electrochemical, Spectroelectrochemical, and Comparative Studies of Novel Organic Conjugated Monomers and Polymers Featuring the Redox-Active Unit Tetrathianaphthalene. *Macromolecules* **2009**, *42*, 2570–2580. [[CrossRef](#)]
324. Ie, Y.; Yoshimura, A.; Takeuchi, D.; Osakada, K.; Aso, Y. Synthesis and properties of polymer having electronegative terthiophene pendants based on cyclopenta[c]thiophene. *Chem. Lett.* **2011**, *40*, 1039–1040. [[CrossRef](#)]
325. Endou, M.; Ie, Y.; Aso, Y. Encapsulated oligothiophenes having electron-affinity characteristics. *Chem. Commun.* **2012**, *48*, 540–542. [[CrossRef](#)]
326. Qian, D.; Ye, L.; Zhang, M.; Liang, Y.; Li, L.; Huang, Y.; Guo, X.; Zhang, S.; Tan, Z.; Hou, J. Design, Application, and Morphology Study of a New Photovoltaic Polymer with Strong Aggregation in Solution State. *Macromolecules* **2012**, *45*, 9611–9617. [[CrossRef](#)]
327. Qian, D.; Ma, W.; Li, Z.; Guo, X.; Zhang, S.; Ye, L.; Ade, H.; Tan, Z.; Hou, J. Molecular Design toward Efficient Polymer Solar Cells with High Polymer Content. *J. Am. Chem. Soc.* **2013**, *135*, 8464–8467. [[CrossRef](#)]
328. Bin, H.; Xiao, L.; Liu, Y.; Shen, P.; Li, Y. Effects of donor unit and  $\pi$ -bridge on photovoltaic properties of D-A copolymers based on benzo[1,2-b:4,5-c']-dithiophene-4,8-dione acceptor unit. *J. Polym. Sci. Part A Polym. Chem.* **2014**, *52*, 1929–1940. [[CrossRef](#)]
329. Zhang, G.; Guo, J.; Zhang, J.; Li, W.; Wang, X.; Lu, H.; Qiu, L. Benzodithiophenedione and diketopyrrolopyrrole based conjugated copolymers for organic thin-film transistors by structure modulation. *Dyes Pigments* **2016**, *126*, 20–28. [[CrossRef](#)]



330. Liu, T.; Meng, D.; Cai, Y.; Sun, X.; Li, Y.; Huo, L.; Liu, F.; Wang, Z.; Russell, T.P.; Sun, Y. High-Performance Non-Fullerene Organic Solar Cells Based on a Selenium-Containing Polymer Donor and a Twisted Perylene Bisimide Acceptor. *Adv. Sci.* **2016**, *3*. [[CrossRef](#)]
331. Huang, X.; Weng, K.; Huo, L.; Fan, B.; Yang, C.; Sun, X.; Sun, Y. Effects of a heteroatomic benzothienothiophenedione acceptor on the properties of a series of wide-bandgap photovoltaic polymers. *J. Mater. Chem. C Mater. Opt. Electron. Devices* **2016**, *4*, 9052–9059. [[CrossRef](#)]
332. Li, Z.; Weng, K.; Chen, A.; Sun, X.; Wei, D.; Yu, M.; Huo, L.; Sun, Y. Benzothiadiazole Versus Thiophene: Influence of the Auxiliary Acceptor on the Photovoltaic Properties of Donor-Acceptor-Based Copolymers. *Macromol. Rapid Commun.* **2018**, *39*. [[CrossRef](#)]
333. Rehman, T.; Liu, Z.-X.; Lau, T.-K.; Yu, Z.; Shi, M.; Lu, X.; Li, C.-Z.; Chen, H. Influence of Bridging Groups on the Photovoltaic Properties of Wide-Bandgap Poly(BDIT-alt-BDD)s. *ACS Appl. Mater. Interfaces* **2019**, *11*, 1394–1401. [[CrossRef](#)] [[PubMed](#)]
334. Lopes Graca, J.F.; Chane-Ching, K.I.; Yassar, A. A new polymer based on a conjugated terthiophene- $\beta$ -diketone ligand: Electrochemical study and structural aspects. *Electrochim. Acta* **2005**, *50*, 1475–1480. [[CrossRef](#)]
335. Fuse, S.; Asai, Y.; Sugiyama, S.; Matsumura, K.; Maitani, M.M.; Wada, Y.; Ogomi, Y.; Hayase, S.; Kaiho, T.; Takahashi, T. Synthesis of EDOT-containing organic dyes via one-pot, four-component Suzuki–Miyaura coupling and the evaluation of their photovoltaic properties. *Tetrahedron* **2014**, *70*, 8690–8695. [[CrossRef](#)]
336. Istif, E.; Mantione, D.; Vallan, L.; Hadziioannou, G.; Brochon, C.; Cloutet, E.; Pavlopoulou, E. Thiophene-Based Aldehyde Derivatives for Functionalizable and Adhesive Semiconducting Polymers. *ACS Appl. Mater. Interfaces* **2020**, *12*, 8695–8703. [[CrossRef](#)] [[PubMed](#)]
337. Wagner, K.; Crowe, L.L.; Wagner, P.; Gambhir, S.; Partridge, A.C.; Earles, J.C.; Clarke, T.M.; Gordon, K.C.; Officer, D.L. Indanedione-Substituted Poly(terthiophene)s: Processable Conducting Polymers with Intramolecular Charge Transfer Interactions. *Macromolecules* **2010**, *43*, 3817–3827. [[CrossRef](#)]
338. Collis, G.E.; Burrell, A.K.; Scott, S.M.; Officer, D.L. Toward Functionalized Conducting Polymers: Synthesis and Characterization of Novel  $\beta$ -(Styryl)terthiophenes. *J. Org. Chem.* **2003**, *68*, 8974–8983. [[CrossRef](#)]
339. Collis, G.E.; Burrell, A.K.; Officer, D.L.  $\beta$ -Terthiophene aldehyde and phosphonate: Key building blocks for the synthesis of functionalized conducting polymers. *Tetrahedron Lett.* **2001**, *42*, 8733–8735. [[CrossRef](#)]
340. Liao, Z.; Wang, Y.; An, Y.; Tan, Y.; Meng, X.; Wu, F.; Chen, L.; Chen, Y. Post-Treatment-Free Main Chain Donor and Side Chain Acceptor (D-s-A) Copolymer for Efficient Nonfullerene Solar Cells with a Small Voltage Loss. *Macromol. Rapid Commun.* **2018**, *39*. [[CrossRef](#)]
341. Elmas, S.; Beelders, W.; Bradley, S.J.; Kroon, R.; Laufersky, G.; Andersson, M.; Nann, T. Platinum Terpyridine Metallopolymer Electrode as Cost-Effective Replacement for Bulk Platinum Catalysts in Oxygen Reduction Reaction and Hydrogen Evolution Reaction. *ACS Sustain. Chem. Eng.* **2017**, *5*, 10206–10214. [[CrossRef](#)]
342. Lee, T.-Y.; Shim, Y.-B.; Shin, S.C. Simple preparation of terthiophene-3'-carboxylic acid and characterization of its polymer. *Synth. Met.* **2002**, *126*, 105–110. [[CrossRef](#)]
343. Zaroni, M.; Coleman, S.; Fraser, K.J.; Byrne, R.; Wagner, K.; Gambhir, S.; Officer, D.L.; Wallace, G.G.; Diamond, D. Physicochemical study of spiropyran-terthiophene derivatives: Photochemistry and thermodynamics. *Phys. Chem. Chem. Phys.* **2012**, *14*, 9112–9120. [[CrossRef](#)]
344. McTiernan, C.D.; Abbas, S.A.; Chahma, M. Organic surface modification using stable conducting materials. *New J. Chem.* **2012**, *36*, 2106–2111. [[CrossRef](#)]
345. Lee, J.Y.; Jeong, E.-D.; Ahn, C.W.; Lee, J.-W. Bioactive conducting scaffolds: Active ester-functionalized polyterthiophene. *Synth. Met.* **2013**, *185–186*, 66–70. [[CrossRef](#)]
346. Yassar, A.; Moustrou, C.; Youssoufi, H.K.; Samat, A.; Guglielmetti, R.; Garnier, F. Synthesis and Characterization of Poly(thiophenes) Functionalized by Photochromic Spiroanthoxazine Groups. *Macromolecules* **1995**, *28*, 4548–4553. [[CrossRef](#)]
347. Jang, S.-Y.; Sotzing, G.A.; Marquez, M. Intrinsically Conducting Polymer Networks of Poly(thiophene) via Solid-State Oxidative Cross-Linking of a Poly(norbornylene) Containing Terthiophene Moieties. *Macromolecules* **2002**, *35*, 7293–7300. [[CrossRef](#)]
348. Destri, S.; Porzio, W.; Meinardi, F.; Tubino, R.; Salerno, G. Novel Erbium-Substituted Oligothiophene Chelates for Infrared Emission. *Macromolecules* **2003**, *36*, 273–275. [[CrossRef](#)]
349. Destri, S.; Pasini, M.; Porzio, W.; Rizzo, F.; Dellepiane, G.; Ottonelli, M.; Musso, G.; Meinardi, F.; Veltri, L. New erbium complexes emitting in infrared region based on oligothiophene and thiophene-fluorene carboxylate. *J. Lumin.* **2007**, *127*, 601–610. [[CrossRef](#)]
350. Pokrop, R.; Pamula, K.; Deja-Drogomirecka, S.; Zagorska, M.; Borysiuk, J.; Reiss, P.; Pron, A. Electronic, electrochemical, and spectroelectrochemical properties of hybrid materials consisting of carboxylic acid derivatives of oligothiophene and CdSe semiconductor nanocrystals. *J. Phys. Chem. C* **2009**, *113*, 3487–3493. [[CrossRef](#)]
351. Zhang, Y.; Lu, B.; Dong, L.; Sun, H.; Hu, D.; Xing, H.; Duan, X.; Chen, S.; Xu, J. Solvent effects on the synthesis, characterization and electrochromic properties of acetic acid modified polyterthiophene. *Electrochim. Acta* **2016**, *220*, 122–129. [[CrossRef](#)]
352. Tiu, B.D.B.; Pernites, R.B.; Tiu, S.B.; Advinula, R.C. Detection of aspartame via microsphere-patterned and molecularly imprinted polymer arrays. *Colloids Surfaces, A Physicochem. Eng. Asp.* **2016**, *495*, 149–158. [[CrossRef](#)]
353. Peng, H.; Zhang, L.; Spires, J.; Soeller, C.; Travas-Sejdic, J. Synthesis of a functionalized polythiophene as an active substrate for a label-free electrochemical genosensor. *Polymer* **2007**, *48*, 3413–3419. [[CrossRef](#)]
354. Spires, J.B.; Peng, H.; Williams, D.; Travas-Sejdic, J. The solvent-induced collapse of a redox-active conducting polymer and the consequence on its DNA-sensing ability. *J. Electroanal. Chem.* **2011**, *658*, 1–9. [[CrossRef](#)]

355. Bruns, C.J.; Herman, D.J.; Minuzzo, J.B.; Lehrman, J.A.; Stupp, S.I. Rationalizing Molecular Design in the Electrodeposition of Anisotropic Lamellar Nanostructures. *Chem. Mater.* **2013**, *25*, 4330–4339. [[CrossRef](#)]
356. Baeuerle, P.; Hiller, M.; Scheib, S.; Sokolowski, M.; Umbach, E. Post-polymerization functionalization of conducting polymers. Novel poly(alkylthiophene)s substituted with easily replaceable activated ester groups. *Adv. Mater.* **1996**, *8*, 214–218. [[CrossRef](#)]
357. Kim, D.-M.; Yoon, J.-H.; Won, M.-S.; Shim, Y.-B. Electrochemical characterization of newly synthesized polyterthiophene benzoate and its applications to an electrochromic device and a photovoltaic cell. *Electrochim. Acta* **2012**, *67*, 201–207. [[CrossRef](#)]
358. Beouch, L.; Boileau, S.; Chevrot, C.; Tran-Van, F. Electropolymerization of hydrogen bond supramolecular associations between terthiophene-3-acetic acid and 4,4'-bipyridine. *Polym. Int.* **2017**, *66*, 1389–1394. [[CrossRef](#)]
359. Badeva, D.; Tran-Van, F.; Beouch, L.; Chevrot, C.; Markova, I.; Racheva, T.; Froyer, G. Embedding and electropolymerization of terthiophene derivatives in porous n-type silicon. *Mater. Chem. Phys.* **2012**, *133*, 592–598. [[CrossRef](#)]
360. Boopathi, M.; Won, M.-S.; Kim, Y.H.; Shin, S.C.; Shim, Y.-B. Electrocatalytic Reduction of Molecular Oxygen Using a Poly(terthiophene carboxylic acid) Appended by 1,5-Diaminonaphthalene Copper Complex. *J. Electrochem. Soc.* **2002**, *149*, E265–E271. [[CrossRef](#)]
361. Destri, S.; Giovanella, U.; Fazio, A.; Porzio, W.; Gabriele, B.; Zotti, G. A new soluble poly(bithiophene)-co-3,4-di(methoxycarbonyl) methyl thiophene for LED. *Org. Electron.* **2002**, *3*, 149–156. [[CrossRef](#)]
362. Fazio, A.; Gabriele, B.; Salerno, G.; Destri, S. Synthesis of 3,4-bis[(methoxycarbonyl)methylthiophene and bis-, ter- and pentathiophenes with alternating 3,4-bis[(methoxycarbonyl)methyl] substituted rings. *Tetrahedron* **1999**, *55*, 485–502. [[CrossRef](#)]
363. Atilgan, N.; Cihaner, A.; Oenal, A.M. Electrochromic performance and ion sensitivity of a terthienyl based fluorescent polymer. *React. Funct. Polym.* **2010**, *70*, 244–250. [[CrossRef](#)]
364. Taranekar, P.; Fulghum, T.; Baba, A.; Patton, D.; Advincula, R. Quantitative electrochemical and electrochromic behavior of terthiophene and carbazole containing conjugated polymer network film precursors: EC-QCM and EC-SPR. *Langmuir* **2007**, *23*, 908–917. [[CrossRef](#)]
365. Allard, S.; Braun, L.; Brehmer, M.; Zentel, R. Oligothiophenes for pattern formation by stamping. *Macromol. Chem. Phys.* **2003**, *204*, 68–75. [[CrossRef](#)]
366. Asil, D.; Cihaner, A.; Oenal, A.M. Electropolymerization and ion sensitivity of chemiluminescent thienyl systems. *Electrochim. Acta* **2009**, *54*, 6740–6746. [[CrossRef](#)]
367. Atilgan, N.; Algi, F.; Oenal, A.M.; Cihaner, A. Synthesis and properties of a novel redox driven chemiluminescent material built on a terthienyl system. *Tetrahedron* **2009**, *65*, 5776–5781. [[CrossRef](#)]
368. Watson, K.J.; Wolfe, P.S.; Nguyen, S.T.; Zhu, J.; Mirkin, C.A. Norbornenyl-Substituted Thiophenes and Terthiophenes: Novel Doubly Polymerizable Monomers. *Macromolecules* **2000**, *33*, 4628–4633. [[CrossRef](#)]
369. Higgins, S.J.; Mouffouk, F.; Brown, S.J.; Williams, D.R.; Cossins, A.R. An electrogenerated polyterthiophene for binding and sensing polyadenosine-functionalised oligonucleotides. *Sens. Actuators B Chem.* **2007**, *122*, 253–258. [[CrossRef](#)]
370. Gelmi, A.; Zaroni, M.; Higgins, M.J.; Gambhir, S.; Officer, D.L.; Diamond, D.; Wallace, G.G. Optical switching of protein interactions on photosensitive-electroactive polymers measured by atomic force microscopy. *J. Mater. Chem. B Mater. Biol. Med.* **2013**, *1*, 2162–2168. [[CrossRef](#)]
371. Saitou, K.; Nishiyabu, R.; Iyoda, M.; Kubo, Y. Gold nanoparticle-templated assembly of oligothiophenes: Preparation and film properties. *Tetrahedron* **2011**, *67*, 9685–9689. [[CrossRef](#)]
372. Maione, S.; Fabregat, G.; del Valle, L.J.; Bendrea, A.-D.; Cianga, L.; Cianga, I.; Estrany, F.; Aleman, C. Effect of the graft ratio on the properties of polythiophene-g-poly(ethylene glycol). *J. Polym. Sci. Part B Polym. Phys.* **2015**, *53*, 239–252. [[CrossRef](#)]
373. Sakakibara, K.; Rosenau, T. Polythiophene-cellulose composites: synthesis, optical properties and homogeneous oxidative co-polymerization. *Holzforschung* **2012**, *66*, 9–19. [[CrossRef](#)]
374. Jiang, G.; Ponnampati, R.; Pernites, R.; Felipe, M.J.; Advincula, R. Surface-Initiated Ring-Opening Metathesis Polymerization (SI-ROMP): Synthesis and Electropolymerization of Terthiophene-Functionalized Olefin Peripheral Dendrons. *Macromolecules* **2010**, *43*, 10262–10274. [[CrossRef](#)]
375. Nicoletta, F.P.; Chidichimo, G.; Cupelli, D.; De Filipo, G.; De Benedittis, M.; Gabriele, B.; Salerno, G.; Fazio, A. Electrochromic polymer-dispersed liquid-crystal film: A new bifunctional device. *Adv. Funct. Mater.* **2005**, *15*, 995–999. [[CrossRef](#)]
376. Asil, D.; Cihaner, A.; Algi, F.; Oenal, A.M. A novel conducting polymer based on terthienyl system bearing strong electron-withdrawing substituents and its electrochromic device application. *J. Electroanal. Chem.* **2008**, *618*, 87–93. [[CrossRef](#)]
377. McTiernan, C.D.; Chahma, M. Synthesis and characterization of alanine functionalized oligo/polythiophenes. *New J. Chem.* **2010**, *34*, 1417–1423. [[CrossRef](#)]
378. Kim, D.-S.; Ahn, K.H. Fluorescence “turn-on” sensing of carboxylate anions with oligothiophene-based o-(carboxamido) trifluoroacetophenones. *J. Org. Chem.* **2008**, *73*, 6831–6834. [[CrossRef](#)] [[PubMed](#)]
379. McTiernan, C.D.; Omri, K.; Chahma, M. Chiral Conducting Surfaces via Electrochemical Oxidation of L-Leucine-Oligothiophenes. *J. Org. Chem.* **2010**, *75*, 6096–6103. [[CrossRef](#)] [[PubMed](#)]
380. Chahma, M.; McTiernan, C.D.; Abbas, S.A. Characterization of phenomena occurring at the interface of chiral conducting surfaces. *New J. Chem.* **2014**, *38*, 3379–3385. [[CrossRef](#)]
381. Kaewtong, C.; Niamsa, N.; Wannoo, B.; Morakot, N.; Pulpoka, B.; Tuntulani, T. Optical chemosensors for Hg<sup>2+</sup> from terthiophene appended rhodamine derivatives: FRET based molecular and in situ hybrid gold nanoparticle sensors. *New J. Chem.* **2014**, *38*, 3831–3839. [[CrossRef](#)]

382. Guo, H.; Liu, M.; Han, Y.; Han, S.; Chen, Y. Synthesis and characterization of S,N-heteroacenes by Bischler-Napieralski reaction. *Chin. J. Polym. Sci.* **2016**, *34*, 1319–1329. [[CrossRef](#)]
383. Guo, X.; Ortiz, R.P.; Zheng, Y.; Kim, M.-G.; Zhang, S.; Hu, Y.; Lu, G.; Facchetti, A.; Marks, T.J. Thieno[3,4-c]pyrrole-4,6-dione-Based Polymer Semiconductors: Toward High-Performance, Air-Stable Organic Thin-Film Transistors. *J. Am. Chem. Soc.* **2011**, *133*, 13685–13697. [[CrossRef](#)]
384. Najari, A.; Beaupre, S.; Berrouard, P.; Zou, Y.; Pouliot, J.-R.; Lepage-Perusse, C.; Leclerc, M. Synthesis and characterization of new thieno[3,4-c]pyrrole-4,6-dione derivatives for photovoltaic applications. *Adv. Funct. Mater.* **2011**, *21*, 718–728. [[CrossRef](#)]
385. Wen, S.; Cheng, W.; Li, P.; Yao, S.; Xu, B.; Li, H.; Gao, Y.; Wang, Z.; Tian, W. Synthesis and Photovoltaic Properties of Thieno[3,4-c]pyrrole-4,6-dione-based donor-acceptor Copolymers. *J. Polym. Sci. Part A Polym. Chem.* **2012**, *50*, 3758–3766. [[CrossRef](#)]
386. Zhang, G.; Fu, Y.; Xie, Z.; Zhang, Q. Low bandgap polymers with benzo [1,2-b:4,5-b'] dithiophene and bithiophene-dioxopyrrolothiophene units for photovoltaic applications. *Polymer* **2011**, *52*, 415–421. [[CrossRef](#)]
387. Lu, Y.; Lei, Y.; Wu, B.; Xu, X.; Zhu, F.; Hu, X.; Ong, B.S.; Ng, S.C. Synthesis and properties of benzo[c]-, pyrrolo[3,4-c]-, and thieno[3,4-c]-pyrrole-4,6-dione copolymers. *New J. Chem.* **2015**, *39*, 2642–2650. [[CrossRef](#)]
388. Zhang, Z.; Zhou, Z.; Hu, Q.; Liu, F.; Russell, T.P.; Zhu, X. 1,3-Bis(thieno[3,4-b]thiophen-6-yl)-4H-thieno[3,4-c]pyrrole-4,6(5H)-dione-Based Small-Molecule Donor for Efficient Solution-Processed Solar Cells. *ACS Appl. Mater. Interfaces* **2017**, *9*, 6213–6219. [[CrossRef](#)]
389. Kim, J.; Lee, W.-H.; Park, J.B.; Hwang, D.-H.; Kang, I.-N. Synthesis and characterization of the fluorinated thieno[3,4-c]pyrrole-4,6-dione-based donor-acceptor polymers for organic solar cells. *Dyes Pigments* **2019**, *160*, 403–409. [[CrossRef](#)]
390. Sonmez, G.; Meng, H.; Wudl, F. Very Stable Low Band Gap Polymer for Charge Storage Purposes and Near-Infrared Applications. *Chem. Mater.* **2003**, *15*, 4923–4929. [[CrossRef](#)]
391. Blanco, R.; Gomez, R.; Seoane, C.; Segura, J.L.; Mena-Osteritz, E.; Baeuerle, P. An Ambipolar Peryleneimide Monoimide-Fused Polythiophene with Narrow Band Gap. *Org. Lett.* **2007**, *9*, 2171–2174. [[CrossRef](#)]
392. Raimundo, J.-M.; Blanchard, P.; Brisset, H.; Akoudad, S.; Roncali, J. Proquinoid acceptors as building blocks for the design of efficient  $\pi$ -conjugated fluorophores with high electron affinity. *Chem. Commun.* **2000**, 939–940. [[CrossRef](#)]
393. Vangeneugden, D.L.; Kiebooms, R.H.L.; Vanderzande, D.J.M.; Gelan, J.M.J. V A general synthetic route towards soluble poly(1,3-dithienylisothianaphthene) derivatives. *Synth. Met.* **1999**, *101*, 120–121. [[CrossRef](#)]
394. Vangeneugden, D.; Kiebooms, R.; Adriaensens, P.; Vanderzande, D.; Gelan, J.; Desmet, J.; Huyberechts, G. “Formal” copolymers based on 1,3-dithienylisothianaphthene derivatives. Promising materials for electronic devices. *Acta Polym.* **1998**, *49*, 687–692. [[CrossRef](#)]
395. Kiebooms, R.; Adriaensens, P.; Vanderzande, D.; Gelan, J.; Swann, M.J.; Bloor, D.; Drury, C.J.; Brooke, G.M. Poly(tetrafluorobenzo[c]thiophene). Structure Analysis of Oligomers and Model Compound Based on 1D and 2D NMR Spectroscopy. *Macromolecules* **1996**, *29*, 5981–5989. [[CrossRef](#)]
396. Yamamoto, K.; Ie, Y.; Nitani, M.; Tohnai, N.; Kakiuchi, F.; Zhang, K.; Pisula, W.; Asadi, K.; Blom, P.W.M.; Aso, Y. Oligothiophene quinoids containing a benzo[c]thiophene unit for the stabilization of the quinoidal electronic structure. *J. Mater. Chem. C Mater. Opt. Electron. Devices* **2018**, *6*, 7493–7500. [[CrossRef](#)]
397. Kiebooms, R.; Hoogmartens, I.; Adriaensens, P.; Vanderzande, D.; Gelan, J. Low-Band-Gap Conjugated Polymers. Improved Model Compounds for the Structural Analysis of Poly(isothianaphthene). *Macromolecules* **1995**, *28*, 4961–4969. [[CrossRef](#)]
398. Hoogmartens, I.; Adriaensens, P.; Carleer, R.; Vanderzande, D.; Martens, H.; Gelan, J. An investigation into the electronic structure of poly(isothianaphthene). *Synth. Met.* **1992**, *51*, 219–228. [[CrossRef](#)]
399. Kawabata, K.; Takeguchi, M.; Goto, H. Optical Activity of Heteroaromatic Conjugated Polymer Films Prepared by Asymmetric Electrochemical Polymerization in Cholesteric Liquid Crystals: Structural Function for Chiral Induction. *Macromolecules* **2013**, *46*, 2078–2091. [[CrossRef](#)]
400. Musmanni, S.; Ferraris, J.P. Preparation and characterization of conducting polymers based on 1,3-di(2-thienyl)benzo[c]thiophene. *J. Chem. Soc. Chem. Commun.* **1993**, 172–174. [[CrossRef](#)]
401. D’Auria, M.; Guarnaccio, A.; Racioppi, R.; Santagata, A.; Teghil, R. Synthesis and photophysical properties of some dithienylbenzo[c]thiophene derivatives. *Heterocycles* **2015**, *91*, 313–331. [[CrossRef](#)]
402. Baeuerle, P.; Goetz, G.; Emerle, P.; Port, H. Synthesis and characterization of new annulated terheterocycles. *Adv. Mater.* **1992**, *4*, 564–568. [[CrossRef](#)]
403. Lakshmikantham, M.V.; Lorcy, D.; Scordilis-Kelley, C.; Wu, X.L.; Parakka, J.P.; Metzger, R.M.; Cava, M.P. Poly(naphtho[2,3-c]thiophene-alt-bithiophene): a novel low band gap polymer. *Adv. Mater.* **1993**, *5*, 723–726. [[CrossRef](#)]
404. Qin, Y.; Kim, J.Y.; Frisbie, C.D.; Hillmyer, M.A. Distannylated Isothianaphthene: A Versatile Building Block for Low Bandgap Conjugated Polymers. *Macromolecules* **2008**, *41*, 5563–5570. [[CrossRef](#)]
405. Clement, J.A.; Mohanakrishnan, A.K. Synthesis and characterization of naphth-annelated thiophene analogs. *Tetrahedron* **2010**, *66*, 2340–2350. [[CrossRef](#)]
406. Raj, M.R.; Anandan, S. Donor conjugated polymers-based on alkyl chain substituted oligobenzo[c]thiophene derivatives with well-balanced energy levels for bulk heterojunction solar cells. *RSC Adv.* **2013**, *3*, 14595–14608. [[CrossRef](#)]
407. Lorcy, D.; Cava, M.P. Poly(isothianaphthene-bithiophene): a new regularly structured polythiophene analog. *Adv. Mater.* **1992**, *4*, 562–564. [[CrossRef](#)]

408. Wu, Y.; Jing, Y.; Guo, X.; Zhang, S.; Zhang, M.; Huo, L.; Hou, J. A thieno[3,4-f]isoindole-5,7-dione based copolymer for polymer solar cells. *Polym. Chem.* **2013**, *4*, 536–541. [[CrossRef](#)]
409. Paulussen, H.; Vanderzande, D.; Gelan, J. The synthesis of methoxy substituted model compounds for structural analysis of poly(isothianaphthene) derivatives. *Synth. Met.* **1995**, *69*, 569–570. [[CrossRef](#)]
410. Tuennermann, M.; Rehsies, P.; Floerke, U.; Bauer, M. A Straightforward Synthesis to Novel 1,10-Phenanthrolines with Fused Thiophene Structure. *Synlett* **2018**, *29*, 2638–2642. [[CrossRef](#)]
411. Karsten, B.P.; Viani, L.; Gierschner, J.; Cornil, J.; Janssen, R.A.J. An Oligomer Study on Small Band Gap Polymers. *J. Phys. Chem. A* **2008**, *112*, 10764–10773. [[CrossRef](#)]
412. Perzon, E.; Wang, X.; Zhang, F.; Mammo, W.; Delgado, J.L.; de la Cruz, P.; Inganaes, O.; Langa, F.; Andersson, M.R. Design, Synthesis and Properties of Low Band Gap Polyfluorenes for Photovoltaic Devices. *Synth. Met.* **2005**, *154*, 53–56. [[CrossRef](#)]
413. Mak, C.S.K.; Leung, Q.Y.; Chan, W.K.; Djuricic, A.B. Optically tunable intramolecular charge transfer dyes for vacuum deposited bulk heterojunction solar cells. *Nanotechnology* **2008**, *19*, 424008/1–424008/8. [[CrossRef](#)]
414. Petersen, M.H.; Gevorgyan, S.A.; Krebs, F.C. Thermocleavable Low Band Gap Polymers and Solar Cells Therefrom with Remarkable Stability toward Oxygen. *Macromolecules* **2008**, *41*, 8986–8994. [[CrossRef](#)]
415. Yue, W.; Larsen-Olsen, T.T.; Hu, X.; Shi, M.; Chen, H.; Hinge, M.; Fojan, P.; Krebs, F.C.; Yu, D. Synthesis and photovoltaic properties from inverted geometry cells and roll-to-roll coated large area cells from dithienopyrrole-based donor-acceptor polymers. *J. Mater. Chem. A Mater. Energy Sustain.* **2013**, *1*, 1785–1793. [[CrossRef](#)]
416. Sonmez, G.; Sonmez, H.B.; Shen, C.K.F.; Jost, R.W.; Rubin, Y.; Wudl, F. A Processable Green Polymeric Electrochromic. *Macromolecules* **2005**, *38*, 669–675. [[CrossRef](#)]
417. Keshtov, M.L.; Godovsky, D.Y.; Khokhlov, A.R.; Mizobe, T.; Fujita, H.; Goto, E.; Hiyoshi, J.; Nakamura, S.; Kawachi, S.; Higashihara, T.; et al. Synthesis and photovoltaic properties of thieno[3,4-b]pyrazine or dithieno[3',2':3,4;2'',3'':5,6]benzo[1,2-d]imidazole-containing conjugated polymers. *J. Polym. Sci. Part A Polym. Chem.* **2015**, *53*, 1067–1075. [[CrossRef](#)]
418. Zhang, Y.; Kong, L.; Du, H.; Zhao, J.; Xie, Y. Three novel donor-acceptor type electrochromic polymers containing 2,3-bis(5-methylfuran-2-yl)thieno[3,4-b]pyrazine acceptor and different thiophene donors: Low-band-gap, neutral green-colored, fast-switching materials. *J. Electroanal. Chem.* **2018**, *830–831*, 7–19. [[CrossRef](#)]
419. Mak, C.S.K.; Cheung, W.K.; Leung, Q.Y.; Chan, W.K. Conjugated Copolymers Containing Low Bandgap Rhenium(I) Complexes. *Macromol. Rapid Commun.* **2010**, *31*, 875–882. [[CrossRef](#)] [[PubMed](#)]
420. Mak, C.S.K.; Leung, Q.Y.; Li, C.H.; Chan, W.K. Tuning the electronic properties of conjugated polymer by tethering low-bandgap rhenium(I) complex on the main chain. *J. Polym. Sci. Part A Polym. Chem.* **2010**, *48*, 2311–2319. [[CrossRef](#)]
421. Esmer, E.N.; Tarkuc, S.; Udum, Y.A.; Toppare, L. Near infrared electrochromic polymers based on phenazine moieties. *Mater. Chem. Phys.* **2011**, *131*, 519–524. [[CrossRef](#)]
422. de Echegaray, P.; Mancheno, M.J.; Arrechea-Marcos, I.; Juarez, R.; Lopez-Espejo, G.; Lopez Navarrete, J.T.; Ramos, M.M.; Seoane, C.; Ortiz, R.P.; Segura, J.L. Synthesis of Perylene Imide Diones as Platforms for the Development of Pyrazine Based Organic Semiconductors. *J. Org. Chem.* **2016**, *81*, 11256–11267. [[CrossRef](#)] [[PubMed](#)]
423. Keshtov, M.L.; Kuklin, S.A.; Konstantinov, I.O.; Peregudov, A.S.; Muranov, A.V.; Khokhlov, A.R. New monomer based on thienopyrazine with fluorocarbazole substituents as a promising building block for organic electronics. *Dokl. Chem.* **2017**, *472*, 25–29. [[CrossRef](#)]
424. Sonmez, G.; Shen, C.K.F.; Rubin, Y.; Wudl, F. The unusual effect of bandgap lowering by C60 on a conjugated polymer. *Adv. Mater.* **2005**, *17*, 897–900. [[CrossRef](#)]
425. Zhang, L.; Lo, K.C.; Chan, W.K. A new route to the synthesis of near-infrared absorbing pyrazinopyrazine bridged dyes with intramolecular charge transfer character. *Chem. Commun.* **2014**, *50*, 4245–4247. [[CrossRef](#)] [[PubMed](#)]
426. Mikroyannidis, J.A.; Tsagkournos, D.V.; Sharma, S.S.; Vijay, Y.K.; Sharma, G.D. Synthesis and application of low band gap conjugated small molecules containing benzobisthiadiazole and thienothiadiazole central units for bulk heterojunction solar cells. *J. Mater. Chem.* **2011**, *21*, 4679–4688. [[CrossRef](#)]
427. Shao, J.; Wang, G.; Wang, K.; Yang, C.; Wang, M. Direct arylation polycondensation for efficient synthesis of narrow-bandgap alternating D–A copolymers consisting of naphthalene diimide as an acceptor. *Polym. Chem.* **2015**, *6*, 6836–6844. [[CrossRef](#)]
428. Gao, J.; He, D.; Zhang, W.; Xiao, Z.; Zuo, Q.; Shi, Z.; Ding, L. Synthesis, characterization and photovoltaic properties of conjugated copolymers based on 2-alkyl-thieno[3,4-b]imidazole. *Synth. Met.* **2012**, *162*, 1694–1700. [[CrossRef](#)]
429. Shi, Z.; Neo, W.T.; Lin, T.T.; Zhou, H.; Xu, J. Solution-processable low-bandgap 3-fluorothieno[3,4-b]thiophene-2-carboxylate-based conjugated polymers for electrochromic applications. *RSC Adv.* **2015**, *5*, 96328–96335. [[CrossRef](#)]
430. Lee, G.B.; Kim, R.; Cha, H.-J.; Park, C.E.; Kim, J.H.; Kim, Y.-H. New donor-acceptor copolymer containing dialkoxy naphthalene and carbonylated thieno[3,4-b]thiophene for OTFT and OPV. *Macromol. Res.* **2014**, *22*, 569–573. [[CrossRef](#)]
431. Chen, L.; Cai, S.; Wang, X.; Chen, Y. Novel Donor-Acceptor Copolymers Based on Dithienosilole and Ketone Modified Thieno[3,4-b]thiophene for Photovoltaic Application. *Chin. J. Chem.* **2013**, *31*, 1455–1462. [[CrossRef](#)]
432. Huang, Y.; Guo, X.; Liu, F.; Huo, L.; Chen, Y.; Russell, T.P.; Han, C.C.; Li, Y.; Hou, J. Improving the Ordering and Photovoltaic Properties by Extending  $\pi$ -Conjugated Area of Electron-Donating Units in Polymers with D-A Structure. *Adv. Mater.* **2012**, *24*, 433.
433. Al-Taweel, S.A.; Al-Saraierh, H.F. Synthesis of thiophene oligomers via organotin compounds. *Phosphorus Sulfur Silicon Relat. Elem.* **1999**, *155*, 47–57. [[CrossRef](#)]

434. Truong, M.A.; Fukuta, S.; Koganezawa, T.; Shoji, Y.; Ueda, M.; Higashihara, T. Synthesis, characterization, and application to polymer solar cells of polythiophene derivatives with ester- or ketone-substituted phenyl side groups. *J. Polym. Sci. Part A Polym. Chem.* **2015**, *53*, 875–887. [[CrossRef](#)]
435. Seol, H.; Shin, S.C.; Shim, Y.-B. Trace analysis of Al (III) ions based on the redox current of a conducting polymer. *Electroanalysis* **2004**, *16*, 2051–2057. [[CrossRef](#)]
436. Dragonetti, C.; Righetto, S.; Roberto, D.; Valore, A.; Benincori, T.; Sannicola, F.; Angelis, F.; Fantacci, S. Cationic cyclometallated iridium(III) complexes with substituted 1,10-phenanthrolines: The role of the cyclometallated moiety on this new class of complexes with interesting luminescent and second order non linear optical properties. *J. Mater. Sci. Mater. Electron.* **2009**, *20*, 460–464. [[CrossRef](#)]
437. Noh, H.-B.; Won, M.-S.; Hwang, J.; Kwon, N.-H.; Shin, S.C.; Shim, Y.-B. Conjugated polymers and an iron complex as electrocatalytic materials for an enzyme-based biofuel cell. *Biosens. Bioelectron.* **2010**, *25*, 1735–1741. [[CrossRef](#)] [[PubMed](#)]
438. Noh, H.-B.; Shim, Y.-B. Catalytic activity of polymerized self-assembled artificial enzyme nanoparticles: Applications to microfluidic channel-glucose biofuel cells and sensors. *J. Mater. Chem. A Mater. Energy Sustain.* **2016**, *4*, 2720–2728. [[CrossRef](#)]
439. Tovar, J.D.; Swager, T.M. Cofacially constrained organic semiconductors. *J. Polym. Sci. Part A Polym. Chem.* **2003**, *41*, 3693–3702. [[CrossRef](#)]
440. Mitschke, U.; Bauerle, P. Synthesis, characterization, and electrogenerated chemiluminescence of phenyl-substituted, phenyl-annulated, and spirofluorenyl-bridged oligothiophenes. *J. Chem. Soc. Perkin Trans. 1* **2001**, 740–753. [[CrossRef](#)]
441. Briehn, C.A.; Kirschbaum, T.; Baeuerle, P. Polymer-Supported Synthesis of Regioregular Head-to-Tail-Coupled Oligo(3-arylthiophene)s Utilizing a Traceless Silyl Linker. *J. Org. Chem.* **2000**, *65*, 352–359. [[CrossRef](#)]
442. Olejnik, E.; Herzog-Ronen, C.; Eichen, Y.; Ehrenfreund, E. Recombination kinetics of polarons in films of alkylator-sensing co-polymers. *Synth. Met.* **2009**, *159*, 1024–1027. [[CrossRef](#)]
443. Dinsdale, D.R.; Lough, A.J.; Lemaire, M.T. Structure and magnetic properties of an unusual homoleptic iron(III) thiocyanate dimer. *Dalt. Trans.* **2015**, *44*, 11077–11082. [[CrossRef](#)]
444. Zhao, B.; Liu, D.; Peng, L.; Li, H.; Shen, P.; Xiang, N.; Liu, Y.; Tan, S. Effect of oxadiazole side chains based on alternating fluorene-thiophene copolymers for photovoltaic cells. *Eur. Polym. J.* **2009**, *45*, 2079–2086. [[CrossRef](#)]
445. Huang, M.H.; Tian, Z.F.; Huang, H. Synthesis and photovoltaic properties of poly(p-phenylenevinylene) derivatives modified by thiophene derivatives. *Adv. Mater. Res.* **2013**, *643*, 13–16. [[CrossRef](#)]
446. Nagarjuna, G.; Yurt, S.; Jadhav, K.G.; Venkataraman, D. Impact of Pendant 1,2,3-Triazole on the Synthesis and Properties of Thiophene-Based Polymers. *Macromolecules* **2010**, *43*, 8045–8050. [[CrossRef](#)]
447. Algi, F.; Cihaner, A. A novel terthienyl based polymer electrochrome with peripheral BODIPY. *Polymer* **2012**, *53*, 3469–3475. [[CrossRef](#)]
448. Clarke, T.M.; Gordon, K.C.; Wagner, P.; Officer, D.L. Modulation of Electronic Properties in Neutral and Oxidized Oligothiophenes Substituted with Conjugated Polyaromatic Hydrocarbons. *J. Phys. Chem. A* **2007**, *111*, 2385–2397. [[CrossRef](#)] [[PubMed](#)]
449. Wagner, P.; Officer, D.L. Structural and electronic properties of substituted terthiophenes. *Synth. Met.* **2005**, *154*, 325–328. [[CrossRef](#)]
450. Chen, D.; Zhao, Y.; Zhong, C.; Yu, G.; Liu, Y.; Qin, J. Two-dimensional copolymers with D-A type side chains for organic thin-film transistors: synthesis and properties. *Polym. Chem.* **2011**, *2*, 2842–2849. [[CrossRef](#)]
451. Clarke, T.M.; Gordon, K.C.; Officer, D.L.; Grant, D.K. The effect of oxidation on the structure of styryl-substituted sexithiophenes: A resonance Raman spectroscopy and density functional theory study. *J. Chem. Phys.* **2006**, *124*, 164501/1–164501/11. [[CrossRef](#)] [[PubMed](#)]
452. Grant, D.K.; Officer, D.L. Towards processable polyether-functionalized poly(3'-styrylterthiophenes). *Synth. Met.* **2005**, *154*, 93–96. [[CrossRef](#)]
453. Cutler, C.A.; Burrell, A.K.; Collis, G.E.; Dastoor, P.C.; Officer, D.L.; Too, C.O.; Wallace, G.G. Photoelectrochemical cells based on polymers and copolymers from terthiophene and nitrostyrylterthiophene. *Synth. Met.* **2001**, *123*, 225–237. [[CrossRef](#)]
454. Loire, G.; Schouteeten, S.; Andrioletti, B.; Prim, D.; Tranchier, J.-P.; Rose-Munch, F.; Rose, E.; Persoons, A. Oligothiophene-substituted arenetricarbonylchromium complexes. *Comptes Rendus Chim.* **2003**, *6*, 223–230. [[CrossRef](#)]
455. Kuo, C.-Y.; Huang, Y.-C.; Hsiow, C.-Y.; Yang, Y.-W.; Huang, C.-I.; Rwei, S.-P.; Wang, H.-L.; Wang, L. Effect of Side-Chain Architecture on the Optical and Crystalline Properties of Two-Dimensional Polythiophenes. *Macromolecules* **2013**, *46*, 5985–5997. [[CrossRef](#)]
456. Mei, S.; Wu, F.; Huang, Y.; Zhao, B.; Tan, S. Synthesis and photovoltaic properties of the copolymers based on 3-ethylrhodanine side group. *Eur. Polym. J.* **2015**, *67*, 31–39. [[CrossRef](#)]
457. Chen, J.; Burrell, A.K.; Collis, G.E.; Officer, D.L.; Swiegers, G.F.; Too, C.O.; Wallace, G.G. Preparation, characterization and biosensor application of conducting polymers based on ferrocene substituted thiophene and terthiophene. *Electrochim. Acta* **2002**, *47*, 2715–2724. [[CrossRef](#)]
458. O'Sullivan, T.J.; Djukic, B.; Dube, P.A.; Lemaire, M.T. A conducting metallopolymer featuring valence tautomerism. *Chem. Commun.* **2009**, 1903–1905. [[CrossRef](#)]
459. Manca, P.; Pilo, M.I.; Sanna, G.; Bergamini, G.; Ceroni, P.; Boaretto, R.; Caramori, S. Heteroleptic Ru(II)-terpyridine complex and its metal-containing conducting polymer: Synthesis and characterization. *Synth. Met.* **2015**, *200*, 109–116. [[CrossRef](#)]

460. Murata, Y.; Suzuki, M.; Komatsu, K. Synthesis and electropolymerization of fullerene-terthiophene dyads. *Org. Biomol. Chem.* **2003**, *1*, 2624–2625. [[CrossRef](#)]
461. Frankevich, V.E.; Dashtiev, M.; Zenobi, R.; Kitagawa, T.; Lee, Y.; Murata, Y.; Yamazaki, T.; Gao, Y.; Komatsu, K.; Oliva, J.M. MALDI-Fourier transform mass spectrometric and theoretical studies of donor-acceptor and donor-bridge-acceptor fullerenes. *Phys. Chem. Chem. Phys.* **2005**, *7*, 1036–1042. [[CrossRef](#)]
462. Manca, P.; Pilo, M.I.; Sanna, G.; Zucca, A.; Bergamini, G.; Ceroni, P. Ru<sup>2+</sup> complexes comprising terpyridine ligands appended with terthiophene chromophores: Energy transfer and energy reservoir effect. *Chem. Commun.* **2011**, *47*, 3413–3415. [[CrossRef](#)]
463. Visy, C.; Lukkari, J.; Kankare, J. Electrochemically Polymerized Terthiophene Derivatives Carrying Aromatic Substituents. *Macromolecules* **1994**, *27*, 3322–3329. [[CrossRef](#)]
464. Amir, E.; Rozen, S. Synthesis of [all]-S,S-Dioxide Oligothiophenes Using HOF·CH<sub>3</sub>CN. *Angew. Chemie Int. Ed.* **2005**, *44*, 7374–7378. [[CrossRef](#)]
465. Miller, R.W.; Dodge, N.J.; Dyer, A.M.; Fortner-Buczala, E.M.; Whalley, A.C. A one-pot method for the preparation of 2,5-diarylthiophene-1-oxides from arylacetylenes. *Tetrahedron Lett.* **2016**, *57*, 1860–1862. [[CrossRef](#)]
466. Tsai, C.-H.; Chirdon, D.N.; Maurer, A.B.; Bernhard, S.; Noonan, K.J.T. Synthesis of Thiophene 1,1-Dioxides and Tuning Their Optoelectronic Properties. *Org. Lett.* **2013**, *15*, 5230–5233. [[CrossRef](#)] [[PubMed](#)]
467. Barbarella, G.; Favaretto, L.; Sotgiu, G.; Zambianchi, M.; Arbizzani, C.; Bongini, A.; Mastragostino, M. Controlling the Electronic Properties of Polythiophene through the Insertion of Nonaromatic Thieryl S, S-dioxide Units. *Chem. Mater.* **1999**, *11*, 2533–2541. [[CrossRef](#)]
468. Leclerc, N.; Michaud, A.; Sirois, K.; Morin, J.-F.; Leclerc, M. Synthesis of 2,7-Carbazolenevinylene-Based Copolymers and Characterization of Their Photovoltaic Properties. *Adv. Funct. Mater.* **2006**, *16*, 1694–1704. [[CrossRef](#)]
469. Melucci, M.; Frère, P.; Allain, M.; Levillain, E.; Barbarella, G.; Roncali, J. Molecular engineering of hybrid  $\pi$ -conjugated oligomers combining 3,4-ethylenedioxythiophene (EDOT) and thiophene-S,S-dioxide units. *Tetrahedron* **2007**, *63*, 9774–9783. [[CrossRef](#)]
470. Barbarella, G.; Favaretto, L.; Sotgiu, G.; Zambianchi, M.; Bongini, A.; Arbizzani, C.; Mastragostino, M.; Anni, M.; Gigli, G.; Cingolani, R. Tuning Solid-State Photoluminescence Frequencies and Efficiencies of Oligomers Containing One Central Thiophene-S, S-dioxide Unit. *J. Am. Chem. Soc.* **2000**, *122*, 11971–11978. [[CrossRef](#)]
471. Anni, M.; Gigli, G.; Paladini, V.; Cingolani, R.; Barbarella, G.; Favaretto, L.; Sotgiu, G.; Zambianchi, M. Color engineering by modified oligothiophene blends. *Appl. Phys. Lett.* **2000**, *77*, 2458–2460. [[CrossRef](#)]
472. Berlin, A.; Zotti, G.; Zecchin, S.; Schiavon, G.; Cocchi, M.; Virgili, D.; Sabatini, C. 3,4-Ethylenedioxy-substituted bithiophene-alt-thiophene-S,S-dioxide regular copolymers. Synthesis and conductive, magnetic and luminescence properties. *J. Mater. Chem.* **2003**, *13*, 27–33. [[CrossRef](#)]
473. Kuchison, A.M.; Wolf, M.O.; Patrick, B.O. Conjugated ligand-based triochromic luminescence. *Chem. Commun.* **2009**, 7387–7389. [[CrossRef](#)]
474. Moore, S.A.; Davies, D.L.; Karim, M.M.; Nagle, J.K.; Wolf, M.O.; Patrick, B.O. Photophysical behaviour of cyclometalated iridium(III) complexes with phosphino(terthiophene) ligands. *Dalt. Trans.* **2013**, *42*, 12354–12363. [[CrossRef](#)] [[PubMed](#)]
475. Moore, S.A.; Nagle, J.K.; Wolf, M.O.; Patrick, B.O. Coordination Mode Dependent Excited State Behavior in Group 8 Phosphino(terthiophene) Complexes. *Inorg. Chem.* **2011**, *50*, 5113–5122. [[CrossRef](#)] [[PubMed](#)]
476. Clot, O.; Wolf, M.O.; Patrick, B.O. Electropolymerization of a cyclometalated terthiophene: A hybrid material with a palladium-carbon bond to the backbone. *J. Am. Chem. Soc.* **2000**, *122*, 10456–10457. [[CrossRef](#)]
477. Clot, O.; Wolf, M.O.; Patrick, B.O. Electropolymerization of Pd(II) complexes containing phosphinoterthiophene ligands. *J. Am. Chem. Soc.* **2001**, *123*, 9963–9973. [[CrossRef](#)] [[PubMed](#)]
478. Kuchison, A.M.; Wolf, M.O.; Patrick, B.O. Photophysical and electrochemical properties of Ru(II) complexes containing tridentate bisphosphino-oligothiophene ligands. *Dalt. Trans.* **2011**, *40*, 6912–6921. [[CrossRef](#)]
479. Cao, Y.; Wolf, M.O.; Patrick, B.O. Dual-Emissive Platinum(II) Metallacycles with Thiophene-Containing Bisacetylide Ligands. *Inorg. Chem.* **2016**, *55*, 8985–8993. [[CrossRef](#)]
480. Manca, P.; Scanu, R.; Zucca, A.; Sanna, G.; Spano, N.; Pilo, M.I. Electropolymerization of a Ru(II)-terpyridine complex ethynyl-terthiophene functionalized originating different metallopolymers. *Polymer* **2013**, *54*, 3504–3509. [[CrossRef](#)]
481. Scanu, R.; Manca, P.; Zucca, A.; Sanna, G.; Spano, N.; Seeber, R.; Zanardi, C.; Pilo, M.I. Homoleptic Ru(II) complex with terpyridine ligands appended with terthiophene moieties: Synthesis, characterization and electropolymerization. *Polyhedron* **2013**, *49*, 24–28. [[CrossRef](#)]
482. Zöllner, M.J.; Becker, E.; Jahn, U.; Kowalsky, W.; Johannes, H.H. New versatile strategy towards zinc(II)-, copper(II)- and cobalt(II)metallated thiophene/porphyrin-hybrids. *Eur. J. Org. Chem.* **2010**, 4426–4435. [[CrossRef](#)]
483. Zoellner, M.J.; Fraehmcke, J.S.; Elstner, M.; Jahn, U.; Jones, P.G.; Becker, E.; Kowalsky, W.; Johannes, H.-H. A New Synthetic Approach to Thiophene-Nickel(II)porphyrin Hybrid Molecules and their Electrochemical and Computational Investigation. *Macromol. Chem. Phys.* **2010**, *211*, 359–371. [[CrossRef](#)]
484. Collis, G.E.; Campbell, W.M.; Officer, D.L.; Burrell, A.K. The design and synthesis of porphyrin/oligothiophene hybrid monomers. *Org. Biomol. Chem.* **2005**, *3*, 2075–2084. [[CrossRef](#)]
485. Nguyen, M.T.; Jones, R.A.; Holliday, B.J. Direct synthesis of CdSe nanocrystals within a conducting metallopolymer: Toward improving charge transfer in hybrid nanomaterials. *Chem. Commun.* **2016**, *52*, 13112–13115. [[CrossRef](#)] [[PubMed](#)]

486. Reddinger, J.L.; Reynolds, J.R. Tunable Redox and Optical Properties Using Transition Metal-Complexed Polythiophenes. *Macromolecules* **1997**, *30*, 673–675. [CrossRef]
487. Kim, J.S.J.; Kang, D.M.; Shin, S.C.; Choi, M.Y.; Kim, J.S.J.; Lee, S.S.; Kim, J.S.J. Functional polyterthiophene-appended uranyl-salophen complex: Electropolymerization and ion-selective response for monohydrogen phosphate. *Anal. Chim. Acta* **2008**, *614*, 85–92. [CrossRef]
488. Pozo-Gonzalo, C.; Berridge, R.; Skabara, P.J.; Cerrada, E.; Laguna, M.; Coles, S.J.; Hursthouse, M.B. A new family of conjugated metallopolymers from electropolymerised bis[(terthiophene)dithiolene] complexes. *Chem. Commun.* **2002**, 2408–2409. [CrossRef]
489. Kang, B.S.; Kim, D.H.; Jung, T.S.; Jang, E.K.; Pak, Y.; Shin, S.C.; Park, D.S.; Shim, Y.B. Polyterthiophene appended by transition-metal cluster: Electropolymerization of 3'-[CCo3(CO)9]-5,2':5',2''-terthiophene. *Synth. Met.* **1999**, *105*, 9–12. [CrossRef]
490. Hyun, D.; Park, D.; Shim, Y.; Chul, S. Polyterthiophene p-conjugated by organomolybdenum complex. *J. Organomet. Chem.* **2000**, *608*, 133–138.
491. Burrell, A.K.; Chen, J.; Collis, G.E.; Grant, D.K.; Officer, D.L.; Too, C.O.; Wallace, G.G. Functionalised poly(terthiophenes). *Synth. Met.* **2003**, *135–136*, 97–98. [CrossRef]
492. Bäuerle, P.; Gaudl, K.U. New functionalized polythiophenes. *Synth. Met.* **1991**, *43*, 3037–3042. [CrossRef]
493. Özenler, S.; Kaya, H.; Elmaci, N.; Yildiz, U.H. Transition-Metal-Free Direct C-H Arylation of Thiophene in Aqueous Media via Potassium Peroxymonosulfate. *ChemistrySelect* **2019**, *4*, 8516–8521. [CrossRef]
494. Havinga, E.E.; van Horssen, L.W.; ten Hoeve, W.; Wynberg, H.; Meijer, E.W. Self-doped water-soluble conducting polymers. *Polym. Bull.* **1987**, *18*, 277–281. [CrossRef]
495. Dufil, G.; Parker, D.; Gerasimov, J.Y.; Nguyen, T.Q.; Berggren, M.; Stavrinidou, E. Enzyme-assisted in vivo polymerisation of conjugated oligomer based conductors. *J. Mater. Chem. B* **2020**, *8*, 4221–4227. [CrossRef]
496. Volkov, A.V.; Singh, S.K.; Stavrinidou, E.; Gabrielsson, R.; Franco-Gonzalez, J.F.; Cruce, A.; Chen, W.M.; Simon, D.T.; Berggren, M.; Zozoulenko, I.V. Spectroelectrochemistry and Nature of Charge Carriers in Self-Doped Conducting Polymer. *Adv. Electron. Mater.* **2017**, *3*, 1700096. [CrossRef]
497. Stavrinidou, E.; Gabrielsson, R.; Nilsson, K.P.R.; Singh, S.K.; Franco-Gonzalez, J.F.; Volkov, A.V.; Jonsson, M.P.; Grimoldi, A.; Elgland, M.; Zozoulenko, I.V.; et al. In vivo polymerization and manufacturing of wires and supercapacitors in plants. *Proc. Natl. Acad. Sci.* **2017**, *114*, 2807–2812. [CrossRef] [PubMed]
498. Fujimoto, N.; Nakahodo, T.; Fujihara, H. Synthesis of anionic sulfonate-functionalized conducting polymer nanotubes and selective confinement of cationic gold nanoparticles in their inner cavities via electrostatic interaction. *Chem. Lett.* **2013**, *42*, 1394–1396. [CrossRef]
499. Tanaka, S.; Kumei, M. A new polythiophene prepared by the electropolymerization of a branched sexithienyl. *J. Chem. Soc. Chem. Commun.* **1995**, 815. [CrossRef]
500. Jeong, S.; Kong, M.S.; Kim, J.H.; Kim, K.H.; Cho, Y.; Han, Y.S. Synthesis of a thiophene derivative and its effects as an additive on the performance of solar cells. *Mol. Cryst. Liq. Cryst.* **2019**, *678*, 121–130. [CrossRef]
501. Moriyama, Y.; Matsuda, K.; Tanifuji, N.; Irie, S.; Irie, M. Electrochemical Cyclization/Cycloreversion Reactions of Diarylethenes. *Org. Lett.* **2005**, *7*, 3315–3318. [CrossRef]
502. Bolduc, A.; Lachapelle, V.; Skene, W.G. Snap Together Bonds for Amine Capturing—New Spectroscopic and Amperometric Sensors. *Macromol. Symp.* **2010**, *297*, 87–93. [CrossRef]
503. Apodaca, D.C.; Pernites, R.B.; Ponnampati, R.R.; Del Mundo, F.R.; Advincula, R.C. Electropolymerized Molecularly Imprinted Polymer Films of a Bis-Terthiophene Dendron: Folic Acid Quartz Crystal Microbalance Sensing. *ACS Appl. Mater. Interfaces* **2011**, *3*, 191–203. [CrossRef]
504. Park, J.Y.; Advincula, R.C. Electroluminescent Behaviors of Electrochemically Cross-Linkable Poly(benzyl ether) Terthiophene Dendrimers. *Macromol. Chem. Phys.* **2016**, *217*, 1948–1954. [CrossRef]
505. Postigo, A.; Bulacio, L.; Sortino, M. Photodynamic inactivation of oropharyngeal *Candida* strains. *Phytomedicine* **2014**, *21*, 1424–1431. [CrossRef]
506. Postigo, A.; Funes, M.; Petenatti, E.; Bottai, H.; Pacciaroni, A.; Sortino, M. Antifungal photosensitive activity of *Porophyllum obscurum* (Spreng.) DC.: Correlation of the chemical composition of the hexane extract with the bioactivity. *Photodiagn. Photodyn. Ther.* **2017**, *20*, 263–272. [CrossRef]
507. Zhou, Z.; Ergene, C.; Lee, J.Y.; Shirley, D.J.; Carone, B.R.; Caputo, G.A.; Palermo, E.F. Sequence and Dispersity Are Determinants of Photodynamic Antibacterial Activity Exerted by Peptidomimetic Oligo(thiophene)s. *ACS Appl. Mater. Interfaces* **2019**, *11*, 1896–1906. [CrossRef]
508. Luo, Z.-G.; Liu, Z.-Y.; Yang, Z.-H. The synthesis and photoactivated cytotoxicity of novel 5-phenyl-3-(2,2':5',2''-terthien-5-yl)-4,5-dihydro-1H-pyrazoles. *Chin. Chem. Lett.* **2014**, *25*, 333–336. [CrossRef]
509. Chen, X.; Xu, H.; Wang, Y.; Hu, S.; Zhang, Z.; Zhang, Y. Study on active oxygen quantum yield, insecticidal activities and stability of diphenylthiophene. *Agric. Sci. China* **2007**, *6*, 458–465. [CrossRef]
510. Huang, Q.; Yun, X.; Rao, W.; Xiao, C. Antioxidative cellular response of lepidopteran ovarian cells to photoactivated alpha-terthienyl. *Pestic. Biochem. Physiol.* **2017**, *137*, 1–7. [CrossRef] [PubMed]
511. Zhang, J.; Ahmad, S.; Wang, L.-Y.; Han, Q.; Zhang, J.-C.; Luo, Y.-P. Cell death induced by  $\alpha$ -terthienyl via reactive oxygen species-mediated mitochondrial dysfunction and oxidative stress in the midgut of *Aedes aegypti* larvae. *Free Radic. Biol. Med.* **2019**, *137*, 87–98. [CrossRef] [PubMed]

512. Huang, Q.-C.; Liu, Y.; Zhan, T.-S.; Deng, Y.-F.; He, Y. Comparable Susceptibilities of Human 293 Cells and Insect Tn-5B1-4 Cells to Photoactivated  $\alpha$ -Terthienyl. *J. Agric. Food Chem.* **2010**, *58*, 2637–2642. [[CrossRef](#)] [[PubMed](#)]
513. Weidenhamer, J.D.; Montgomery, T.M.; Cipollini, D.F.; Weston, P.A.; Mohny, B.K. Plant Density and Rhizosphere Chemistry: Does Marigold Root Exudate Composition Respond to Intra- and Interspecific Competition? *J. Chem. Ecol.* **2019**, *45*, 525–533. [[CrossRef](#)]
514. Zhao, B.; Huo, J.; Zhang, J.; Zhao, B.; Liu, N.; Dong, J. Transketolase Is Identified as a Target of Herbicidal Substance  $\alpha$ -Terthienyl by Proteomics. *Toxins* **2018**, *10*, 41. [[CrossRef](#)] [[PubMed](#)]
515. Nakano, H.; Cantrell, C.L.; Mamonov, L.K.; Osbrink, W.L.A.; Ross, S.A. Echinopsacetylenes A and B, New Thiophenes from *Echinops transiliensis*. *Org. Lett.* **2011**, *13*, 6228–6231. [[CrossRef](#)]
516. Marques, M.M.M.; Morais, S.M.; Vieira, I.G.P.; Vieira, M.G.S.; Silva, A.R.A.; de Almeida, R.R.; Guedes, M.I.F. Larvicidal activity of *Tagetes erecta* against *Aedes Aegypti*. *J. Am. Mosq. Control Assoc.* **2011**, *27*, 156–158. [[CrossRef](#)]
517. Faizi, S.; Fayyaz, S.; Bano, S.; Yawar Iqbal, E. Isolation of Nematicidal Compounds from *Tagetes patula* L. Yellow Flowers: Structure-Activity Relationship Studies against Cyst Nematode *Heterodera zae* Infective Stage Larvae. *J. Agric. Food Chem.* **2011**, *59*, 9080–9093. [[CrossRef](#)] [[PubMed](#)]
518. Liu, Y.; Man, L.; Wang, X.; Ying, L. Research on the antimicrobial activity of  $\alpha$ -triple thiophene in the marigold. *Adv. J. Food Sci. Technol.* **2015**, *7*, 936–939.
519. Chow, C.-F. Two-photon induced emissive thiophene donor–acceptor systems as molecular probes for in vitro bio-imaging: synthesis, crystal structure, and spectroscopic properties. *RSC Adv.* **2013**, *3*, 18835–18843. [[CrossRef](#)]
520. Guo, Z.; Hu, T.; Sun, T.; Li, T.; Chi, H.; Niu, Q. A colorimetric and fluorometric oligothiophene-indenedione-based sensor for rapid and highly sensitive detection of cyanide in real samples and bioimaging in living cells. *Dyes Pigments* **2019**, *163*, 667–674. [[CrossRef](#)]
521. Guo, Z.; Niu, Q.; Yang, Q.; Li, T.; Chi, H. Highly selective and sensitive dual-mode sensor for colorimetric and turn-on fluorescent detection of cyanide in water, agro-products and living cells. *Anal. Chim. Acta* **2019**, *1065*, 113–123. [[CrossRef](#)] [[PubMed](#)]
522. Yin, P.; Niu, Q.; Yang, Q.; Lan, L.; Li, T. A new “naked-eye” colorimetric and ratiometric fluorescent sensor for imaging  $Hg^{2+}$  in living cells. *Tetrahedron* **2019**, *75*, 130687. [[CrossRef](#)]
523. Liu, Q.; Mukherjee, S.; Huang, R.; Liu, K.; Liu, T.; Liu, K.; Miao, R.; Peng, H.; Fang, Y.; Liu, Q. Naphthyl End-Capped Terthiophene-Based Chemiresistive Sensors for Biogenic Amine Detection and Meat Spoilage Monitoring. *Chem. Asian J.* **2019**, *14*, 2751–2758. [[CrossRef](#)]
524. Akhtar, M.H.; Hussain, K.K.; Gurudatt, N.G.; Chandra, P.; Shim, Y.-B. Ultrasensitive dual probe immunosensor for the monitoring of nicotine induced-brain derived neurotrophic factor released from cancer cells. *Biosens. Bioelectron.* **2018**, *116*, 108–115. [[CrossRef](#)]
525. Preya, U.H.; Lee, K.-T.; Jang, D.S.; Kim, N.-J.; Lee, J.-Y.; Choi, J.-H. The natural terthiophene  $\alpha$ -terthienylmethanol induces S phase cell cycle arrest of human ovarian cancer cells via the generation of ROS stress. *Chem. Biol. Interact.* **2017**, *272*, 72–79. [[CrossRef](#)] [[PubMed](#)]
526. Jiang, J.; Ding, C.; Li, L.; Gao, C.; Jiang, Y.; Tan, C.; Hua, R. Synthesis and antiproliferative activity of RITA and its analogs. *Tetrahedron Lett.* **2014**, *55*, 6635–6638. [[CrossRef](#)]
527. Jin, W.; Shi, Q.; Hong, C.; Cheng, Y.; Ma, Z.; Qu, H. Cytotoxic properties of thiophenes from *Echinops grijissi* Hance. *Phytomedicine* **2008**, *15*, 768–774. [[CrossRef](#)] [[PubMed](#)]
528. Kim, H.-Y.; Kim, H.M.; Ryu, B.; Lee, J.-S.; Choi, J.-H.; Jang, D.S. Constituents of the aerial parts of *Eclipta prostrata* and their cytotoxicity on human ovarian cancer cells in vitro. *Arch. Pharmacol. Res.* **2015**, *38*, 1963–1969. [[CrossRef](#)] [[PubMed](#)]
529. Saito, T.K.; Seki, M.; Tabata, H. Self-organized ZnO nanorod with photooxidative cell membrane perforation enables large-scale cell manipulation. *Anal. Bioanal. Chem.* **2008**, *391*, 2513–2519. [[CrossRef](#)]
530. Noh, H.-B.; Revin, S.B.; Shim, Y.-B. Voltammetric analysis of anti-arthritis drug, ascorbic acid, tyrosine, and uric acid using a graphene decorated-functionalized conductive polymer electrode. *Electrochim. Acta* **2014**, *139*, 315–322. [[CrossRef](#)]
531. Jamal, R.; Liu, Y.; Abdurexit, A.; Sawut, N.; Yan, Y.; Ali, A.; Abdiryim, T. Electrochemical Sensor for Detection of Paracetamol Based on Pendent Nitrogen Heterocyclic Ring-Functionalized Polyterthiophene Derivatives. *ChemistrySelect* **2021**, *6*, 4473–4481. [[CrossRef](#)]
532. Jo, H.; Her, J.; Lee, H.; Shim, Y.-B.; Ban, C. Highly sensitive amperometric detection of cardiac troponin I using sandwich aptamers and screen-printed carbon electrodes. *Talanta* **2017**, *165*, 442–448. [[CrossRef](#)]
533. Kim, D.-M.; Shim, Y.-B. Disposable Amperometric Glycated Hemoglobin Sensor for the Finger Prick Blood Test. *Anal. Chem.* **2013**, *85*, 6536–6543. [[CrossRef](#)] [[PubMed](#)]
534. Noh, H.-B.; Chandra, P.; Moon, J.O.; Shim, Y.-B. In vivo detection of glutathione disulfide and oxidative stress monitoring using a biosensor. *Biomaterials* **2012**, *33*, 2600–2607. [[CrossRef](#)]
535. Das, D.; Kim, D.-M.; Park, D.-S.; Shim, Y.-B. A Glucose Sensor Based on an Aminophenyl Boronic Acid Bonded Conducting Polymer. *Electroanalysis* **2011**, *23*, 2036–2041. [[CrossRef](#)]
536. Lee, W.-C.; Gurudatt, N.G.; Park, D.-S.; Kim, K.B.; Choi, C.S.; Shim, Y.-B. Microneedle array sensor for monitoring glucose in single cell using glucose oxidase-bonded polyterthiophene coated on AuZn oxide layer. *Sens. Actuators B Chem.* **2020**, *320*, 128416. [[CrossRef](#)]



537. Noh, H.-B.; Rahman, M.A.; Yang, J.E.; Shim, Y.-B. Ag(I)-cysteamine complex based electrochemical stripping immunoassay: Ultrasensitive human IgG detection. *Biosens. Bioelectron.* **2011**, *26*, 4429–4435. [[CrossRef](#)]
538. Chandra, P.; Koh, W.C.A.; Noh, H.-B.; Shim, Y.-B. In vitro monitoring of i-NOS concentrations with an immunosensor: The inhibitory effect of endocrine disruptors on i-NOS release. *Biosens. Bioelectron.* **2012**, *32*, 278–282. [[CrossRef](#)]
539. Koh, W.-C.A.; Chandra, P.; Kim, D.-M.; Shim, Y.-B. Electropolymerized Self-Assembled Layer on Gold Nanoparticles: Detection of Inducible Nitric Oxide Synthase in Neuronal Cell Culture. *Anal. Chem.* **2011**, *83*, 6177–6183. [[CrossRef](#)] [[PubMed](#)]
540. Kim, M.-Y.; Naveen, M.H.; Gurudatt, N.G.; Shim, Y.-B. Detection of Nitric Oxide from Living Cells Using Polymeric Zinc Organic Framework-Derived Zinc Oxide Composite with Conducting Polymer. *Small* **2017**, *13*. [[CrossRef](#)] [[PubMed](#)]
541. Abdelwahab, A.A.; Shim, Y.-B. Nonenzymatic H<sub>2</sub>O<sub>2</sub> sensing based on silver nanoparticles capped polyterthiophene/MWCNT nanocomposite. *Sens. Actuators, B* **2014**, *201*, 51–58. [[CrossRef](#)]
542. Noh, H.-B.; Gurudatt, N.G.; Won, M.-S.; Shim, Y.-B. Analysis of Phthalate Esters in Mammalian Cell Culture Using a Microfluidic Channel Coupled with an Electrochemical Sensor. *Anal. Chem.* **2015**, *87*, 7069–7077. [[CrossRef](#)]
543. Pernites, R.B.; Santos, C.M.; Maldonado, M.; Ponnappati, R.R.; Rodrigues, D.F.; Advincula, R.C. Tunable Protein and Bacterial Cell Adsorption on Colloidally Templated Superhydrophobic Polythiophene Films. *Chem. Mater.* **2012**, *24*, 870–880. [[CrossRef](#)]
544. Quigley, A.F.; Wagner, K.; Kita, M.; Gilmore, K.J.; Higgins, M.J.; Breukers, R.D.; Moulton, S.E.; Clark, G.M.; Penington, A.J.; Wallace, G.G.; et al. In vitro growth and differentiation of primary myoblasts on thiophene based conducting polymers. *Biomater. Sci.* **2013**, *1*, 983–995. [[CrossRef](#)] [[PubMed](#)]
545. Stevenson, G.; Moulton, S.E.; Innis, P.C.; Wallace, G.G. Polyterthiophene as an electrostimulated controlled drug release material of therapeutic levels of dexamethasone. *Synth. Met.* **2010**, *160*, 1107–1114. [[CrossRef](#)]
546. Margalith, I.; Suter, C.; Ballmer, B.; Schwarz, P.; Tiberi, C.; Sonati, T.; Falsig, J.; Nystroem, S.; Hammarstroem, P.; Aslund, A.; et al. Polythiophenes Inhibit Prion Propagation by Stabilizing Prion Protein (PrP) Aggregates. *J. Biol. Chem.* **2012**, *287*, 18872–18887. [[CrossRef](#)]