

A BIBLIOMETRIC REVIEW OF THE TECHNOLOGY TRANSFER LITERATURE

Authors:

Alejandro Bengoa

IK4-Tekniker Technology Centre
alex.bengoa@tekniker.es

Amaia Maseda

University of the Basque Country, UPV/EHU
Facultad de Economía y Empresa
amaia.maseda@ehu.eus
ORCID: 0000-0001-6096-538X

Txomin Iturralde

University of the Basque Country, UPV/EHU
Facultad de Economía y Empresa
txomin.iturralde@ehu.eus
ORCID: 0000-0002-8406-6589

Gloria Aparicio

University of the Basque Country, UPV/EHU
Facultad de Economía y Empresa
gloria.aparicio@ehu.eus
ORCID: 0000-0001-6878-3353

Corresponding author:

Amaia Maseda

University of the Basque Country, UPV/EHU
Facultad de Economía y Empresa
Avda. Lehendakari Agirre, 83. 48015 – Bilbao (Spain)
Telephone +34946013752
amaia.maseda@ehu.eus

Funding:

Funding for this research was provided by the Spanish Ministry of Science, Innovation & Universities (MCIU/AEI/FEDER-UE) under the grant number RTI2018-097579-B-100, by UPV/EHU under the grant number GIU16/46, and by FESIDE.

Acknowledgements:

The authors gratefully acknowledge comments and suggestions from Dr. Donald Siegel and anonymous referees on earlier versions of this paper. Any errors and misjudgements remain the responsibility of the authors.

Conflict of Interest:

The authors declare that they have not conflict of interest.

1
2
3
4
5 **A BIBLIOMETRIC REVIEW OF THE TECHNOLOGY TRANSFER LITERATURE**
6
7
8
9

10 **Abstract**

11
12 This study explores academic research on technology transfer (TT) and the related themes. The TT field
13 has attracted considerable scholarly attention in recent years and has grown rapidly, resulting in a large
14 body of knowledge. Using a bibliometric approach, this study reviews related research issues as well as
15 their influence and connections and provides directions for future research. It uses Clarivate Analytics'
16 Web of Science database that includes 3,218 bibliographic references. Several bibliometric analysis
17 techniques and a subsequent review of the content of the most relevant documents are adopted. The
18 performance analysis provided an updated overview of the evolution of the TT literature from 1969 to
19 2018 and quantitatively identified the most active and influential journals, articles, authors, and
20 organizations. The co-authorship network analysis allowed us to identify and visualize the structure of
21 relations between authors as well as determine the collaboration patterns among them. On the basis of the
22 information supplied by the co-authorship network, the main literature was reviewed to identify the
23 current status and research trends related to TT, identifying five main research streams and related topics.
24 The implications of the study's findings and directions for future TT research are finally discussed to
25 enhance our understanding of TT agents and issues and support further research in this field.
26
27
28
29
30
31
32
33
34

35 **Keywords**

36
37 Technology transfer, Bibliometrics, Performance analysis, Co-authorship analysis
38
39
40
41

42 **JEL Classification**

43
44 M15, O3
45
46
47
48
49
50
51
52
53
54
55
56
57
58
59
60
61
62
63
64
65

1 INTRODUCTION

1 The creation and application of new knowledge is the primary factor that drives sustainable economic
2 growth, and science, technology, and innovation are the main drivers of future success, playing a leading
3 role in the so-called knowledge economy (Heinzl et al. 2013). Indeed, the United Nations asserts that the
4 creation, development, and diffusion of new innovations and technology-associated knowledge, including
5 the transfer of technology under mutually agreed upon terms, are powerful drivers of economic growth
6 and sustainable development. Efficient technology transfer (TT) from the agents that generate new
7 knowledge (e.g., universities and research institutes) to other agents in the value chain can thus be
8 fundamental (Kogut and Zander 1992; Tsai 2001). For this reason and because of its economic
9 importance, practitioners and researchers have recently placed considerable attention on TT, despite
10 several aspects of TT having been addressed for many years. In fact, TT began its scientific development
11 in the early 1970s and since then has become a research field of its own (Bozeman 2000; Hsieh et al.
12 2014; Noh and Lee 2017; Wahab et al. 2012). Some indicators of its relevance include the existence of
13 several specialized journals and a job position entitled *technology transfer agent* (Bozeman 2000).

14 Although TT is a highly debated topic, no definition has reached consensus as it is a complex, difficult
15 process that also needs time to evolve. Indeed, many of the studies do not draw a clear line between
16 knowledge and technology transfer (Wahad et al. 2012a). According to Autio and Laamanen (1995), TT
17 is considered an intentional and goal-oriented process of interaction between two or more social entities
18 during which the technology and the knowledge related to it is transferred. However, as Gopalakrishan
19 and Santoro (2004) point out, they serve different purposes and are distinct constructs embodying
20 different kind of activities which are facilitated by different organizational factors. Technology is usually
21 more explicit and codified including production processes and computer hardware. However, knowledge
22 captures the underlying cause and effect relationships on which a technology is constructed and
23 embedded (Gopalakrishan and Santoro, 2004).

24 Several literature reviews of TT research have been conducted to understand how the field has evolved
25 and summarize the body of knowledge (e.g. Battistella et al. 2015; Noh and Lee 2017; Wahab et al.
26 2012a). Some of these structured literature reviews have been general (e.g., Geisler 1993; Hsieh et al.
27 2014), while others have focused on specific aspects of TT. For example, Wahab et al. (2009) focus on
28 different models of TT, while Geuna and Muscio's (2009) work concentrates on TT channels from
29 universities. Absorptive capacity also seems to be a relevant aspect of TT literature reviews, as several
30 papers have a high number of citations (e.g., Zahra and George 2002; Lane et al. 2006). Other reviews
31 focus on the critical factors of TT (Oliver et al. 2014) or leadership in organizations (Elkins and Keller
32 2003).

33 Despite the important contributions of these literature reviews, however, the picture of the topic they paint
34 may be incomplete. As Zupic and Čater (2015) point out, traditional literature review methods are time-
35 consuming and thus the number of works that can be analyzed is limited and prone to the researcher's
36 biases. Hence, scholars have called for quantitative bibliometric methods to complement traditional
37 qualitative reviews since bibliometrics can automate the document selection process for large databases

1 and thus minimize any omissions or errors (Van Oorschot et al. 2018). Moreover, bibliometrics can be
2 used to evaluate research performance using quantitative indicators based on data from selected
3 bibliographic references (Cobo et al. 2015). Furthermore, combining these quantitative indicators with
4 graphical visualization tools allows the researcher to identify how knowledge is shared by studies and
5 authors, thereby helping address different orientations and the scope of a research field.
6

7
8 In the case of the TT literature and given its rapid growth in recent years, synthesizing the wide range of
9 academic publications using a traditional literature review has become increasingly difficult. The
10 academic production of TT research has resulted in a vast body of the literature, with more than 3,200
11 articles published to date. Hence, bibliometric analysis has often been chosen as the best method to
12 review the TT field. This approach introduces a systematic and reproducible review process that permits
13 the creation of a general overview of the research field (Baier-Fuentes et al. 2018) and improves the
14 subsequent content review of papers (De Bellis 2009). As Schraven et al. (2015) indicate, bibliometrics
15 complements extensive reading and a fine-grained narrative review rather than replaces it.
16
17

18
19 Previous bibliometric studies of TT center on either specific areas of research interest or a small number
20 of publications or short periods of time. For example, the studies by Abramo et al. (2009), Teixeira and
21 Mota (2012), Feng et al. (2015), Giunta et al. (2016), and Skute et al. (2017) focus only on university–
22 industry collaborations. The studies by Volberda et al. (2010) and Apriliyanti and Alon (2017) emphasize
23 the concept of absorptive capacity, while Schmitz et al. (2017) focus on academic entrepreneurship. The
24 most complete bibliometric review of TT is Noh and Lee’s (2017) study, which analyzes academic
25 production in this field from 1980 to 2015. They use the correlated topic modeling technique to analyze
26 the titles and abstracts of all 120 articles in the Scopus database to identify research themes in TT and
27 subsequently employ a co-authorship analysis to explore collaboration patterns among researchers.
28
29

30
31 The present study builds upon previous reviews of TT to show the main characteristics of this field,
32 discuss the structure of collaborations among authors and its body of knowledge, and recommend avenues
33 for future research. In this regard, the purpose of this study is threefold. The first objective is to perform a
34 descriptive analysis of the TT literature, showing the growth of the field over time and offering useful
35 information for measuring different aspects at both the micro (authors and journals) and the macro
36 (institutions and countries) levels. The results include a general perspective of TT research to identify the
37 number of publications per year, articles, journals, and scholars that have made relevant contributions to
38 the development of the field as well as the institutions (and countries) with the highest productivity. The
39 second objective is to identify the TT research community through a co-authorship analysis, assuming
40 that the main outcome of scientific collaborations is the creation of new knowledge in the form of
41 publications (Abbasi et al. 2011). On the basis of the results obtained from the co-authorship analysis, the
42 third objective is to identify areas of interest and potential directions for future research by categorizing
43 the research topics of papers according to the similarities of their themes (Braun and Clarke 2006). This
44 results in the establishment of five main research streams and related topics, allowing us to speculate on
45 future TT research. TT scientific production is analyzed from 1969 to the end of 2018 using the Web of
46 Science (WoS) Core Collection as the bibliographic database.
47
48
49
50
51
52
53
54
55
56
57
58
59
60
61
62
63
64
65

1 The rest of this paper is organized as follows. The research methodology, source document selection, and
2 software tools are explained in Section 2. The results of the performance analysis are detailed in Section
3 3. Section 4 presents the co-authorship network analysis of the TT field, while Section 5 presents and
4 examines the thematic clusters deduced from the co-authorship analysis. Finally, Section 6 discusses the
5 study's main considerations, limitations, and future research suggestions.
6

7 8 **2 METHODOLOGY** 9

10 **2.1 Bibliometric research design**

11 Bibliometrics, a part of scientometrics, uses mathematical and statistical methods to study and analyze
12 bibliographical data from a quantitative perspective (Naseer and Mahmood 2009). It provides objective
13 criteria for selecting, evaluating, and monitoring published research and therefore is increasingly valued
14 as a tool for assessing scholarly quality, productivity, and influence in a subject (Moed et al. 1995).
15 Bibliometric methods are not new but have become popular, with an increase in online databases
16 containing bibliographic information with citations to the scientific literature, such as Clarivate Analytics'
17 WoS database and Elsevier's Scopus database. The existence of freely available software tools developed
18 by the academic community has also expanded the use of bibliometrics. These software tools allow us to
19 handle and manipulate vast amounts of information to provide a broad view of a research field (Zupic and
20 Čater 2015). Moreover, those analyses are complemented by the development of science mapping
21 analysis, which is a graphical visualization combined with bibliometric analysis, using various techniques
22 and units of analysis such as co-occurrence of keyword analysis, co-citation analysis, and co-authorship
23 analysis (Gaviria-Marin et al. 2018).
24
25
26
27
28
29
30
31

32 There are two main methods of bibliometric analysis: performance analysis and science mapping (Cobo
33 et al. 2011). Recent studies such as Baier-Fuentes et al. (2018) and Gaviria-Marin et al. (2018)
34 recommend using both methods since they complement each other and offer a general overview of a
35 research field. Performance analysis provides bibliometric indicators to measure the activity and impact
36 of authors, journals, and institutions' contributions to research fields, among other elements. Science
37 mapping through co-authorship analysis measures the degree of collaboration among the most productive
38 authors, providing us with useful data for understanding the structure and dynamics of research fields
39 (Murgado-Armenteros et al. 2015). Figure 1 shows our bibliometric research design, which combines
40 these two methods based on Schmitz et al. (2017) and Cobo et al. (2012). Our aim is to give readers the
41 possibility to replicate the execution process and apply it in other bibliometric reviews.
42
43
44
45
46
47
48

49 **Figure 1.**

50 **Research methodology**

51 **2.2 Information retrieval**

52 The protocol used to locate and retrieve bibliographic information was as follows:
53
54

55 A. Choose the information source. The first step in conducting a review study is to establish the database,
56 which ensures that the sample of documents will be sufficiently extensive. In our study, information was
57
58
59
60
61
62
63
64
65

1 collected from the WoS Core Collection database, the oldest and most widely known citation database,
2 which indexes only the most relevant peer-reviewed academic journals. For example, its publication and
3 citation data are used for the Academic Ranking of World Universities, also known as the Shanghai
4 ranking, and the Times Higher Education World University Rankings. According to Clarivate Analytics,
5 the WoS contains more than 20,300 journals, books, and conference proceedings.
6

7
8 B. Select the search terms. To identify bibliographic records in the WoS, the words that best describe the
9 TT field were used as search terms. The specific queries enclosed in quotation marks used in the search
10 were “technology transfer.”
11

12
13 C. Define the search fields. Searches can be performed using 15 search fields in the WoS database. The
14 *Topic* tab was chosen among these 15 search fields because it includes the sub-fields *Title*, *Summary*,
15 *Keywords* of the author, and *Keywords Plus*¹. This means that published documents included in the
16 WoS can be explicitly positioned for the *Topic* tab using “technology transfer” in the title, abstract, or
17 keywords search fields.
18
19

20
21 D. Determine the restrictions and filters to be used. Restrictions must be used to ensure that the search
22 results are as precise as possible by considering the following three filters:
23

24
25 (1) *Time span.* The search was finalized on April 14, 2019 and only documents published to
26 December 31, 2018 indexed in the WoS Core Collection were included.
27

28
29 (2) *Type of document.* This study only considered articles and reviews.
30

31
32 (3) *Research domain.* The WoS has a well-specified set of research domains, which ensures the
33 retrieved documents belong to disciplines related to the research topic: *Management*, *Business*,
34 *Economics*, *Operations Research/Management Science*, *Development Studies*, and *Public Administration*.
35
36
37

38
39 E. Perform the search. The search process resulted in a dataset of 3,218 bibliographic references for
40 articles and reviews.
41

42
43 F. Store the results. The search results were stored using SciMAT software to allow a complete analysis
44 of the retrieved references’ essential information (e.g., title, authors’ names and affiliations, keywords,
45 summary, and citations) to be performed.
46
47

48
49 G. Refine the search results. A filtering process is used to ensure accurate results (e.g., when references
50 contain multiple versions of the same publication because of the use of several databases). This
51

52
53
54
55
56 ¹ *Keywords Plus* is the result of Clarivate Analytics’ editorial expertise. Its editors review the titles of all
57 bibliographic references and highlight additional relevant keywords not listed by the authors or publishers, which
58 results in more precise searches.
59

refinement was not necessary in this study because we used only one database (i.e., the WoS) to identify TT-based documents.

2.3 Data processing software

The Bibexcel (Persson et al. 2009), SciMAT (Cobo et al. 2012), and VOSviewer (Van Eck and Waltman 2010) software tools were used to perform the bibliometric analysis of the TT literature. Bibexcel is a versatile bibliometric tool that allows easy interaction with other software (e.g., Excel, SPSS, and Pajek), offering the user a high degree of flexibility for working with large datasets in both data management and analysis. The frequency of a variable's occurrence in the different fields of the dataset was determined and analyzed using Bibexcel. SciMAT can store all the information obtained in the dataset in an organized way. In this study, the relevant information included title, to correctly identify each article; authors, to perform the co-authorship analysis; authors' affiliations, to identify their organizations and countries; keywords and summary, to identify the research theme of each article; and citations, to evaluate the influence of the articles. Finally, VOSviewer is a powerful tool for science mapping, including co-authorship, co-citations, keyword co-occurrence, and bibliographic coupling. Based on the bibliographic dataset, VOSviewer software can define restrictions and automatically generate the desired science map, or the graphical representation of the concurrences among bibliographical elements.

3 BIBLIOMETRIC PERFORMANCE ANALYSIS

The bibliometric performance analysis presented in this section, based on these various bibliometric indicators, allowed us to identify patterns in authors, journals, articles, and institutional production. This then helped us understand the most relevant research in the field of TT based on different units of analysis and determine the research orientation.

3.1 Evolution of scientific production

The number of publications on a given topic can be considered to be a measure of scientific activity. The distribution of the 3,218 articles over time in Figure 2 reflects a clear trend in the development of published papers. The first article was published in 1969, and TT research has been growing steadily since. While the field is still in an early growth stage, it has been rapidly evolving with exponential growth in the number of academic publications in the field in recent years.

Figure 2.

Yearly evolution of scientific production

The chronological distribution of the 3,218 publications by year shows three stages of publications: an *initial period* from 1969 to 1990, with fewer than 20 publications per year; a *pre-expansion stage* from 1990 to 2005, during which the number of publications increased from 20 to 80 documents per year; and an *expansion stage* from 2005 to 2018, when TT research experienced exponential growth. These results indicate that TT is a contemporary discipline with great dynamism and continuous growth.

3.2 The most relevant journals

The relevance of journals, or how influential they are in the development of the TT field, was measured as a function of their productivity (the number of articles published in that journal) and number of citations. Table 1 includes the 25 most relevant journals in TT, detailing the number of articles, number of citations, average citations per article, and their Journal Citations Report (JCR) impact in 2018.

Table 1.

Top 25 productive and influential journals

The journals that have published the greatest number of TT papers were *Journal of Technology Transfer* (226), *Research Policy* (192), *International Journal of Technology Management* (147), and *Technovation* (145). Three of these journals have a strong technological innovation and transfer orientation as their names denote. Moreover, these journals emerged in the first period of TT development, when TT was not considered to be a research field, thereby contributing strongly to its development². Later, while TT research was also being considered by the management and economics disciplines, the number of journals that published articles in this field proliferated. According to Table 1, a wide variety of journals from the business and management areas publish TT-based articles, indicating the importance of this subject and its ability to explain economic and business phenomena, behaviors, and relationships.

Another aspect used to identify the influence of journals is the number of citations published by each journal. According to Table 1, the most relevant journal, with 18,156 citations, is *Research Policy*, followed by *Organization Science* with 6,666 citations. Four journals have over 4,000 citations: *Technovation*, *Journal of Technology Transfer*, *Academy of Management Review*, and *Strategic Management Journal*. Most of these journals do not focus specifically on TT; therefore, the high frequency of citations could be the consequence of strong interest in this theme in the areas of business and management and the high cross- and interdisciplinary aspect that TT offers to other research fields.

3.3 The most relevant articles

Analyzing the most cited articles in a given discipline provides information about the academic literature that the research community considers to be the most relevant. Table 2 shows the 25 most influential articles on TT, including the number of citations and percentage of citations per year. Keep in mind that the articles retrieved from the bibliographic database are those published until December 31, 2018, whereas the number of citations depends on when the search of the database was performed. In this study, the information was retrieved on April 14, 2019; if a researcher repeats the same search, the articles retrieved would be the same but the number of citations would have increased.

²The first issue of *Journal of Technology Transfer* was published in 1977. *Technovation* began in 1981 and *International Journal of Technology Management* in 1986.

1 Table 2 includes a group of five articles that each has more than 1,000 citations, most of which also have
2 a higher number of citations per year, confirming their relevance and contribution to the development of
3 TT research. The articles by Kogut and Zander (1992) with 5,057 citations, followed by Zahra and
4 George (2002) and Hansen (1999), with 3,394 and 2,420 citations, respectively, are clearly the most
5 influential papers.
6

7
8 **Table 2.**

9
10 **Top 25 cited articles**

11
12 It is also interesting to analyze which journals published these 25 most cited articles. As shown in Table
13 1, all of these are well-recognized journals, with high research impact, which is indicative of their quality.
14 Nine of the 25 most cited articles were published in *Research Policy* (5.425 JCR), four in *Strategic*
15 *Management Journal* (5.572 JCR), two in *Academy of Management Review* (8.855 JCR), and one each in
16 *American Economic Review* (4.097 JCR), *Economic Journal* (2.926 JCR), *Industrial and Corporate*
17 *Change* (1.824 JCR), *Journal of International Business Studies* (7.724 JCR), *Management Science* (4.219
18 JCR), *Organization Science* (3.257 JCR), *Review of Economics and Statistics* (3.636 JCR), and *World*
19 *Bank Research Observer* (1.833 JCR). Thus, it can be assumed that the number of citations generated by
20 these publications may be significantly related to the rankings of the journals in which they were
21 published.
22
23
24
25
26
27
28

29
30 **3.4 The most relevant authors**

31 An author's number of publications in a given period is considered to indicate his/her scientific activity in
32 a research field. In total, 5,106 distinct TT-related authors were identified, reflecting the dispersion of
33 authorship. More than 81% of these authors published only one article on TT, which is common in
34 relatively new research fields that have not yet reached maturity (Casillas and Acedo 2007). Of course,
35 these authors have likely published other papers that were not included in the current study, as this dataset
36 includes only TT-based articles.
37
38
39
40

41 Table 3 presents the complete picture of the most productive authors. Mike Wright, a well-known author
42 with 35 TT-related published articles dominates the list; therefore, he may be considered to be one of the
43 most influential in the field, strongly contributing to the growth of the academic literature on TT. The
44 second most productive author is Donald Siegel, with 20 articles, followed by Clarysse and Saggy with
45 19.
46
47
48

49
50 **Table 3.**

51
52 **Top 25 prominent authors**

53
54 Table 3 also presents the most influential authors based on the number of citations of their TT-based
55 articles, since citations imply the influence of research efforts in a field. Most of them have received more
56 than 1,000 citations. If we consider an author's relevance to be a function of his/her number of citations,
57 the most relevant authors are Udo Zander and Bruce Kogut with 5,124 and 5,099 citations, respectively.
58
59
60
61
62
63
64
65

1 One interesting fact is that Kogut and Zander (1992) stand out from the rest of the authors in the number
2 of citations (5,057) with just one article titled “*Knowledge of the firm, combinative capabilities, and the*
3 *replication of technology.*” Without doubt, this is one of the most relevant articles in the field of TT and
4 the authors can be considered to be two of its most relevant (although they are not the most productive
5 ones). The relevance of Shaker Zahra and Gerard George in the TT literature should also be stressed, as
6 their article “*Absorptive capacity: A review, reconceptualization, and extension*” (Zahra and George
7 2002) has 3,394 citations.
8
9

10 11 **3.5 The most popular keywords**

12 Keywords are fundamental in any literature review since they are used to catalogue and index documents,
13 and consequently to find documents and related issues. In addition, the identification of keywords
14 indicates the descriptors used by authors that work in a field, a clue for exploring potential research
15 interests and directions. Hence, keywords serve as a first approximation to reveal the knowledge structure
16 of a research area (Chen and Xiao 2016).
17
18
19

20
21 The keyword analysis in this study included searching the title, summary, list of the keywords of authors,
22 and keywords plus® in all bibliographic references in our dataset. Since there is no standardized glossary
23 of keywords, the authors of an article select a set of keywords using their best knowledge; this is the
24 likely reason there were 6,837 keywords in the dataset. To streamline this large amount of data, only
25 those keywords that appeared in more than 10 articles were considered, reducing the number of keywords
26 to 374 terms³. Table 4 lists the 25 most popular keywords by number of appearances.
27
28
29
30

31
32 **Table 4.**

33 34 **Top 25 popular keywords**

35
36 The most relevant keywords are related to the themes of *knowledge and technology development*
37 (technology, knowledge, science, innovation, research and development, TT, knowledge transfer,
38 absorptive capacity, policy, model, university, intellectual property, academic entrepreneurship),
39 *economic development* (performance, growth, productivity, spillovers, commercialization), *firms* (firms,
40 industry, entrepreneurship), and *international trade* (foreign direct investment, trade, China, developing
41 countries). This may be because TT falls within the scope of business and management areas and is
42 closely related to the economic impact of TT in organizations.
43
44
45
46
47

48 49 **3.6 The most relevant contributing organizations**

50 The affiliations of all authors were extracted from the bibliographic references in our dataset to analyze
51 the production of universities and institutions in the TT research field. Table 5 shows the top performing
52 organizations as well as their number of articles and citations.
53
54
55

56
57
58 ³ This list is available to readers upon request.
59
60
61
62
63
64
65

Table 5.

Top 25 contributing organizations

The results reveal that the most productive organization in TT-related research (based on the number of papers) is the University of Nottingham with 65 articles. This university ranks second on the list of universities with the most citations. The citation count reveals that universities whose TT papers have more than 3,000 citations include the Stockholm School of Economics (6,589 citations), the University of Nottingham (5,241 citations), the University of Wisconsin (4,098 citations), Harvard University (3,767 citations), and Georgia State University (3,485 citations). It is obvious that these results depend on which organization employs the authors and to what extent they are involved in interorganizational co-authorships. The top 25 organizations all come from developed countries. As Frame (1979) asserts, it is logical to expect research outcomes for developed countries to be higher than those from developing ones because of the latter's limited access to physical, monetary, and human capital resources. As shown in Table 5, all the most prolific contributors to the development of the TT research field come from European and US universities.

4 CO-AUTHORSHIP NETWORK STRUCTURE

Performance indicators provide a general overview of the various dimensions of the TT research field and offer an up-to-date synthesis of the TT literature. However, they do not allow us to display the structure of the field. For this purpose, bibliometrics uses science maps to describe how specific disciplines or research fields are conceptually, intellectually, and socially structured (Cobo et al. 2011), providing a spatial representation of how different units of analysis (e.g., authors, documents, journals, and words) are related to one another (Small 1999).

In this study, co-authorship network analysis was chosen to organize the documents of the dataset in concordance with the similarities and relationships between bibliographical elements. Co-authorship analysis connects documents and authors when authors jointly publish documents. For example, when author A publishes jointly with author B and author B publishes with author C, authors A, B, and C are involved in a network. The greater the number of articles they publish together, the stronger their relationship is. Thus, a co-authorship network provides information on how fragmented or cohesive a knowledge community is, who are the best connected authors in that network, and who are the prestigious authors (Kumar 2015). Furthermore, the analysis of co-authorship clusters can identify the research topics in which groups of authors are involved (Abbasi et al. 2011; Murgado-Armenteros et al. 2015). Indeed, co-authorship analysis is used to determine thematic similarities among those colleagues (Melin and Persson 1996).

Given the large amount of data in our dataset of 3,218 documents, 5,106 authors, and 6,837 keywords, an exhaustive analysis of all possible co-authorship clusters was practically impossible. To enable a practical and accurate analysis given the time limitations, the criteria used to consider a co-authorship network

1 were hardened without altering the essence of its main elements. To do this, VOSviewer software can
2 choose a minimum number of citations per author to filter the elements to be considered in the analysis⁴.
3 In the present study, to ensure the presence of a real co-authorship network, we set the following criteria:
4 each author involved in a network should have at least 100 citations related to TT articles and each cluster
5 should have a minimum of four authors. As a result of these criteria, 30 co-authorship clusters were
6 identified. In particular, applying this high relationship threshold meant that only stable and consolidated
7 collaborations were obtained. Table 6 lists the main authors in each co-authorship cluster⁵.
8
9

10
11 **Table 6.**

12
13 **Authors in co-authorship clusters**

14
15
16 Visualization forms an important component of network analysis. Distinct research elements can be
17 analyzed by visualizing networks through graphic mapping, where the size of the sphere varies according
18 to the importance of the elements, the network connections represent the closeness of the link between
19 elements, and the circle colors and their location in the graphic allows elements to be clustered (Baier-
20 Fuentes et al. 2018). Figure 3 shows a visual representation of the 30 co-authorship networks, where the
21 nodes represent the authors connected when they share the authorship of articles. Many of the most
22 productive and influential authors occupy a prominent position in the networks in which they participate,
23 as they maintain a higher degree of interconnectedness.
24
25
26
27
28
29

30 **Figure 3.**

31
32 **Co-authorship network in the TT research field**

33
34
35
36
37 **5 RESEARCH STREAMS RESULTING FROM CO-AUTHORSHIP NETWORKS**

38
39 The content of the literature included in each of the 30 co-authorship networks was analyzed to identify
40 thematic similarities among these TT researchers and thus categorize information into themes according
41 to those similarities (Braun and Clarke 2006; Melin and Persson 1996). The process of identifying and
42 grouping similar themes in which each cluster of authors researched was based on Braun and Clarke's
43 (2006) work. Thus, the primary task was to review each co-authorship network's main documents, where
44 articles were examined to determine similar research topics. In many cases, they were easily identified by
45 simply analyzing the title, abstract, and keywords. In other cases, an in-depth analysis of the articles was
46 required to identify their scope. The first iteration resulted in a pool of topics that were subsequently
47
48
49
50
51

52
53
54
55 ⁴ As the number of citations increase over an established threshold of citations, the network decreases and thereby the
56 number of clusters and related articles in each cluster also fall. Notwithstanding this reduction, the main clusters
57 remain but with fewer authors and articles in each of them.

58 ⁵ A complete list of authors can be made available upon request.
59
60
61
62
63
64
65

1 refined and synthesized. The iterations continued to sort and group topics with a similar research scope,
2 thereby eliminating thematic redundancy and ensuring internal consistency⁶. Bear in mind that a co-
3 authorship cluster can research several topics and a topic can be studied in several co-authorship clusters.
4 Thus, once the grouping and categorizing of themes was completed, the names of the resulting groups
5 were revised by assigning a name to each group of topics based on the most used keywords previously
6 identified in the TT field.
7

8
9
10 Finally, this iterative process of grouping and categorizing research topics based on the information in the
11 articles in the 30 co-authorship networks allowed us to identify the main TT research streams. In a
12 thematic group several research themes were assigned as secondary topics. Hence, owing to the relevance
13 and large number of research topics addressed, it was convenient to subdivide certain research themes.
14 The results of this process allowed us to identify five main research streams and related topics: (1)
15 *university TT (academic entrepreneurship, intellectual property, new ventures, technology transfer*
16 *offices, university–industry relationship)*, (2) *international TT*, (3) *intra-firm TT*, (4) *absorptive capacity*,
17 and (5) *public innovation policies*.
18
19

20
21
22
23 Table 7 presents the number of articles and authors in the co-authorship networks falling under each
24 research stream. This allows us to display the degree of specialization of each group of authors in relation
25 to the research streams.
26

27
28
29 **Table 7.**

30
31 **TT research streams resulting from co-authorship networks**

32
33
34 To confirm the coherence of the thematic groups and consequently of the research streams and related
35 topics, the main documents were read comprehensively. This reading also provided a more complete
36 understanding of those topics and allowed us to identify research interests and potential directions for
37 future research. The following is an interpretation and discussion of the thematic streams from the co-
38 authorship network clusters based on reading and interpreting the bibliographic information on each of
39 the five main research streams and topics.
40
41

42
43
44 **5.1 University TT**

45
46 The engagement of universities with their socioeconomic context, referred to as the “third mission”
47 (where teaching and research are the first two missions), has generated significant relevance, specifically
48 in the context of the knowledge society. As Etzkowitz and Leydesdorff (2000) assert, the university is not
49 only a source of new knowledge and human capital, but also a source of many innovations and new firms.
50 Hence, besides generating and transmitting knowledge, universities also need to put it to use and interact
51
52

53
54
55
56 ⁶ For instance, in the thematic group identified as *international TT*, two close topics were identified: *international*
57 *joint venture* and *mergers and acquisitions*. These subjects were finally renamed under a single sub-topic called
58 *international joint venture*.
59
60
61
62
63
64
65

1 closely with industry to maintain socioeconomic development (Rothaermel et al. 2007; Schmitz et al.
2 2017). Given the changing role of universities in recent years, the research topic of university TT has
3 become one of the most studied in the TT literature; indeed, 18 of the 30 co-authorship clusters have dealt
4 with this subject from different perspectives. This stream of the research focuses on university
5 entrepreneurship, university policies on TT, the various channels through which technology and
6 knowledge are transferred from university to industry or society in general, how different transfer
7 mechanisms can be improved, and the specialized structures established by universities to support TT. As
8 indicated above, five specific research topics were identified: *academic entrepreneurship*, *new ventures*,
9 *intellectual property*, *technology transfer offices (TTOs)*, and *university–industry relationship*.

14 **5.1.1 Academic entrepreneurship**

15 Based on the view that universities should have an entrepreneurial mission beyond teaching and basic
16 research, academic entrepreneurship can be understood as the efforts undertaken by academics to link
17 their work more closely to economic needs and set up business ventures (Grimaldi et al. 2011; Martin
18 2012; Schmitz et al. 2017). Specifically, this topic of research determines which actors are involved in
19 academic entrepreneurship. Among these are faculty members, postdoctoral fellows, students, and
20 alumni, along with other agents acting as technology managers or supporters and those necessary to
21 promote academic entrepreneurship (Siegel and Wright 2015). Studies that analyze the roles of academics
22 in the establishment of entrepreneurial activities at universities fall into this research topic.

23 This strand of the literature also focuses on analyzing the characteristics, motivations, and entrepreneurial
24 capabilities of academic entrepreneurs (D’Este and Perkmann 2011) as well as the incentives to carry out
25 a new venture since they are critical components of entrepreneurial success (Bercovitz and Feldman
26 2008). Studies show that academic entrepreneurs are motivated by a plurality of factors including
27 financial incentives, peer recognition, the provision of funding for research groups and their universities,
28 and problem solving or acting in the public interest. In this regard, we highlight the contributions of
29 Etzkowitz (1998, 2000, 2004), Etzkowitz and Leydesdorff (2000), Hayter (2015), Lam (2011), Perkmann
30 et al. (2013), and Rizzo (2015), among others. Some authors have also focused on examining academic
31 entrepreneurship collectively, investigating how in some universities a series of research groups operates
32 as “quasi-firms,” their entrepreneurial motivations and behaviors, and their influence on the university’s
33 entrepreneurial culture (e.g., Etzkowitz 2003; Ranga et al. 2003).

34 This research topic has been studied by authors belonging to co-authorship clusters 1, 2, 3, 4, 5, 7, 8, 10,
35 12, 14, 16, 19, and 24.

51 **5.1.2 New ventures**

52 The increased significance of start-ups by current or former university academics, students, and alumni is
53 one indicator of an emerging perspective on university entrepreneurship. The articles included in this
54 topic focus on the determinants, motivations, and incentives of both universities and academics to create
55 new firms as well as on the critical factors for their success (e.g., O’Shea et al. 2005). Among the various
56 channels available for facilitating TT, the commercialization of academic knowledge through the
57 establishment of spin-offs has attracted major attention within the literature. University spin-offs are,
58
59
60
61
62
63
64
65

1 according to Pirnay et al. (2003), new firms created to exploit commercially some of the knowledge,
2 technology, or research results developed within a university, which may or may not have to be
3 formalized. Spin-offs enable the tacit knowledge of academics, which is otherwise difficult to transfer, to
4 be transferred straight into a new firm. In this regard, academic entrepreneurs play an important role in
5 founding and developing university spin-offs. As indicated previously, the analysis of their
6 characteristics, motivations, and commercial skills to create viable ventures has been a recurring theme in
7 the TT literature (e.g., Hayter 2016; Mustar et al. 2006).
8
9

10
11 The spin-off phenomenon, with a few exceptions such as MIT and Stanford University, is relatively new
12 for the majority of universities, especially in Europe (Djokovic and Souitaris 2008). Indeed, research on
13 their formation, knowledge inheritance, and performance is scant (Agarwal et al. 2004). Moreover, it is a
14 complex phenomenon because of the number and diversity of parties involved and conflicts of interest
15 that arise as a result of their interdependence (Birley 2002). For example, Roberts and Malonnet (1996)
16 developed five alternative structural 'models' for formal efforts aimed at spinning off new companies from
17 universities, government laboratories, and other research and development organizations combining the
18 roles of the technology originator, the entrepreneur, the R&D organization itself, and the venture investor.
19 Likewise, Clarysse et al. (2005) identify three types of spin-out models which differ not only in terms of
20 the amount of resources, but also in the kind of resources required. Mustar et al. (2006) point out that the
21 development of strategies to aid spin-offs should be tailored to the specific needs of the spin-off and the
22 institution from which they emerge. Therefore, the increase in the number of studies that analyze this
23 issue from different points of view and units of analysis (e.g., firm level, university level, and academic
24 entrepreneur level) is no surprise (e.g., Lockett and Wright 2005; Rothaermel et al. 2007).
25
26
27
28
29
30
31
32

33
34 Capturing and measuring the outcomes, outputs, and impacts of academic spin-offs has been another area
35 of study. Scholars have used several measures to proxy spin-off success, from the most traditional
36 variables (e.g., financial performance, sales growth, sales per employee, formal intellectual property) to
37 the most contemporary ones (e.g., employment, technology commercialization). As Siegel and Wright
38 (2015) assert, the traditional vision of new ventures has recently evolved toward new modes of academic
39 entrepreneurship such as social ventures and commercial start-ups launched by students and alumni as
40 well as the transfer of knowledge to existing businesses. In particular, see the work carried out by
41 Agarwal et al. (2004) and Hayter (2015) among others. Other works have analyzed what is more
42 influential: the specific characteristics of regional innovation systems in which start-up/spin-off ventures
43 emerge and compete, the importance of the space and place in which the research activity is developed, or
44 public programs and university policies to support university spin-offs and promote entrepreneurial
45 ventures, among other factors. Highlighted here are the works of Di Gregorio and Shane (2003), Lockett
46 et al. (2005), Rothaermel et al. (2007), Perkmann and Walsh (2007), Walter et al. (2006), and Wright et
47 al. (2006).
48
49
50
51
52
53
54
55

56 In particular, new business ventures from universities have been studied in clusters 1, 2, 3, 4, 7, 11, 26,
57 28, and 29.
58
59
60
61
62
63
64
65

5.1.3 Intellectual property

1 Among the indicators that can be used to assess the contributions of universities to local and regional
2 development, patenting and licensing have been particularly interesting to scholars. Several articles
3 included in this topic explore the degree to which patents are representative of TT (e.g., Agrawal and
4 Henderson 2002). Others identify the forces that drive university engagement in the commercialization of
5 technology as well as the factors affecting TT and its commercialization at universities, with a focus on
6 the commercialization programs and practices used by universities (e.g., Siegel et al. 2004; Siegel et al.
7 2007).

8
9
10
11
12 Numerous studies have also examined the potential benefits and effects of different incentives to patent as
13 well as the best mechanisms used to license them (e.g., Geuna and Nesta 2006). The attitudes and
14 motivations toward the patenting and licensing of academic inventors are also analyzed by the TT
15 literature (e.g., Balconi et al. 2004). The term “Bayh-Dole Act of 1980” appears several times in articles
16 related to intellectual property policies in the United States. This law changed the ownership of the
17 inventions created through research financed by federal funds from the government to universities,
18 permitting US institutions to patent federally funded research results. Various studies have also tried to
19 establish a relationship between government policies and patent creation (e.g., Grimaldi et al. 2011;
20 Mowery et al. 2001; Mowery et al. 2002; Sampat 2006).

21
22
23
24
25
26
27 This topic is mainly found in co-authorship clusters 1, 3, 8, 10, 11, 14, 16, 20, 21, and 26.

5.1.4 University–industry relationships

28
29
30
31 The current debate on university entrepreneurship has extended the focus of its activities, adding more to
32 economic growth than present TT indicators traditionally focused on the transfer of intellectual property.
33 Besides the mechanisms already mentioned, there are other alternatives to consider for university–
34 industry TT such as collaborative research, sponsored and contract research, consulting, testing, training,
35 and formal/informal relationships (e.g., D’Este and Patel, 2007; Perkmann et al. 2013; Siegel and Wright
36 2015). For example, Klofsten and Jones-Evans (2000) find considerable entrepreneurial experience
37 among academics, which translates into a high degree of involvement in informal intellectual property
38 such as consultancy and contract research, but not into organizational creation via technology spin-offs.
39 Likewise, D’Este and Patel (2007) identify consultancy and contract research, joint research, and training
40 as the main channels through which academics interact with industry compared with patenting and spin-
41 off activities. All these activities are outside the normal university duties of basic research and teaching
42 that function as social pathways through which information, knowledge, and other resources are
43 exchanged or co-produced across universities and industry (Perkmann and Walsh 2007; Wright et al.
44 2008), which brings about financial and non-financial rewards for the individual and/or his/her
45 organization (Abreu and Grinevich 2013).

46
47
48
49
50
51
52
53
54
55
56 The TT literature acknowledges that these rewards are more difficult to measure than, for example,
57 publications, patents, licenses, and start-ups/spin-offs (e.g., Nilsson et al. 2010). As Abreu and Grivenich
58 (2013) point out, they can occur directly or indirectly through an increase in reputation, prestige,
59 influence, or societal benefits. Hence, there has been some attempt to show outputs that do not come
60
61
62
63
64
65

1 through the formal route of TTOs, which is where data on transfers are usually recorded. Indeed, Agrawal
2 and Henderson's (2002) work shows that patenting is a minority activity, even at MIT.

3
4 The identification of the main barriers to collaborations between universities and industry and the ways to
5 reduce those barriers has been another research topic (Bruneel et al. 2010). In general, most of the articles
6 included in this topic focus on the critical factors of university–industry collaborations from the
7 perspective of universities and research institutions as opposed to those that analyze the relationship from
8 the industry perspective.
9

10
11 This topic has been studied in co-authorship clusters 1, 4, 6, 10, 11, 16, 20, 21, and 26 to find the critical
12 factors that can increase engagement and improve the efficiency of this relationship.
13
14

15 16 **5.1.5 TTOs**

17
18 The growing attention paid by universities to patenting and licensing activities has been paired with
19 different actions to promote and implement TT, where TTOs are crucial since they facilitate technological
20 diffusion through the licensing to industry of the inventions or intellectual property resulting from
21 university research (Siegel et al. 2003; Siegel et al. 2004).
22
23

24
25 The articles classified under this topic deal mostly with the creation, organization, and characteristics of
26 TTs and their effect on the transfer of knowledge and technology from universities (e.g., Mowery et al.
27 2001; Siegel et al. 2007; Lockett et al. 2005). Indeed, most studies analyze the productivity impact and
28 critical factors that influence the effectiveness of TTOs (e.g., Chappel et al. 2005). As Markman et al.
29 (2005) point out, the need to organize the process of accelerating technology spillover and innovation in
30 universities is often a principal driver behind the establishment of TTOs and other transfer structures
31 (e.g., science parks and incubators).
32
33

34
35 In general, the literature shows significant differences in the performances of TTOs depending on whether
36 they use activity-based or income-based metrics (Lockett et al. 2014; Siegel et al. 2003). Further, the
37 experience and size of TTOs are two of the most important success factors (Chapple et al. 2005; Lockett
38 and Wright 2005; Siegel and Wright 2015). Having a supportive environment in which these structures
39 operate is important for the success of TT; however, their performance also depends on organizational
40 aspects and the proactive role of universities in TT (Siegel et al. 2003). Other critical factors for the
41 success of TTOs are universities' incentive systems, the compensation practices for those who work in
42 TTOs, and the cultural barriers between universities and firms (Siegel et al. 2004; Siegel et al. 2007).
43
44
45
46
47
48

49
50 This research topic has been studied by the authors in clusters 1, 2, 6, 12, 14, and 16.
51
52

53 **5.2 International TT**

54
55 This research topic is the second most relevant one in the TT research area in terms of the number of co-
56 authorship clusters involved. Indeed, how technology flows across borders has a great economic impact
57 in firms and countries (Aitken and Harrison 1999), and it has attracted considerable interest from the
58 research community. This research stream focuses on different issues related to foreign direct investment
59 and how technology is transferred across borders between headquarters and subsidiaries. In the 1990s,
60
61
62
63
64
65

1 foreign direct investment became the largest source of external funding for developing countries (Aitken
2 and Harrison 1999). Hence, it is interesting to note that most relevant articles on this topic were published
3 around 2000 in the context of economic globalization.
4

5 Notable studies include Rugman and Verbeke's (2001) work that presents a framework for synthesizing
6 several types of multinational enterprise–subsidiary linkages leading to capability development as well as
7 the article of Madhock (1997), which compares and contrasts the mode of foreign market entry decision
8 from the cost and value perspectives in the management of know-how. There is also some evidence in the
9 TT literature of spillover benefits to domestic firms (e.g., Görg and Greenaway 2004; Moran 2001) and
10 how some countries offer incentives to foreign enterprises in the belief that foreign investment generates
11 externalities in the form of TT (Aitken and Harrison 1999). Blomström and Sjöholm's (1999) work shows
12 that foreign enterprises maintain high levels of labor productivity and that domestic enterprises benefit
13 from spillovers. Likewise, Bresman et al. (1999) conclude that the immediate post-acquisition period is
14 characterized by imposed one-way transfers of knowledge from the acquirer to the acquired; however,
15 this gives way to high-quality reciprocal knowledge transfer over time. Mowery et al. (1996) analyze the
16 effects of alliance activity on inter-firm knowledge and TT, finding that equity joint ventures are more
17 effective conduits for the transfer of complex capabilities than contract-based alliances.
18
19
20
21
22
23
24
25

26 Other works included in this research area examine the role played by trade in international TT, if the
27 technologies introduced by multinational firms are diffused to local firms, and successful policies for
28 encouraging the absorption of technology from abroad (Saggi 2002). In this regard, Archibugi and
29 Piore (2003) argue that TT has to be assessed jointly with a country's capability to make use of
30 technology, absorb it and adapt it to local conditions since the access to and acquisition of foreign
31 technology, by itself, is not sufficient to ensure local technological and industrial development.
32
33
34
35

36 This research stream has been developed by authors belonging to co-authorship clusters 6, 9, 13, 15, 17,
37 and 28.
38
39

40 **5.3 Intra-firm TT**

41 All firms, but especially large ones, try to transfer the critical technology, knowledge and best practices
42 generated in one division of the firm to other divisions to improve their efficiency and competitiveness
43 (Mowery et al. 1996), leading to interest from the TT literature in studying this research topic. Papers
44 focused on this research stream have tried to analyze how TT can be transferred either among units of a
45 firm or between partners of joint ventures and alliances, which leads a range of complex issues that
46 managers must deal with (Malik 2002; Szulanski, 1996). However, when studying these relationships, it
47 is also important to distinguish between simple techniques and higher-level technological capabilities
48 (Kobate et al. 2003).
49
50
51
52
53
54

55 Papers included in this research stream have also focused on the difficulties in providing adequate intra-
56 firm TT. Following Szulanski (1996), issues that hamper transfer efforts may include the lack of the
57 absorptive capacity of knowledge recipients, lack of formalized structures and systems, and distant
58 relationships between transfer partners. The transfer process not only involves cooperation,
59
60
61
62
63
64
65

1 communication, and learning among firms (Teece 1977), but also requires the support of other intangible
2 factors such as infrastructure, organizational culture, and absorptive capacity (Lin et al. 2002). Therefore,
3 some papers have analyzed the influence of cultural and language barriers in TT process (e.g., Cui et al.
4 2006). Since TT is a collaborative process in which all involved parties have a decisive influence on the
5 result, it is not surprising that social capital and absorptive capacity are closely linked to intra-firm TT,
6 according to the works of Battistella et al. (2015), and Mowery et al. (1996), among others.
7
8
9

10 This research topic has been studied by authors belonging to co-authorship clusters 21, 23, and 25.
11

12 **5.4 Absorptive capacity**

13 This research stream is also of great interest from the academic community. The concept of absorptive
14 capacity was introduced by Cohen and Levinthal (1990), who define it as a firm's ability to recognize,
15 assimilate, and apply external knowledge and learning processes (see also Lane et al. 2006). Absorptive
16 capacity does not only depend on the firm's direct interface with the external environment; it also
17 depends on transfers of knowledge across and within firms. As mentioned before, this topic is strongly
18 linked to inter- and intra-firm TT research.
19
20
21
22
23

24 According to Zahra and George (2002), absorptive capacity involves not only the transmission of
25 knowledge, but also the learning process of technological knowledge that is continually assimilated into
26 the human capital of firms. Thus, a firm may successfully assimilate external knowledge, but may face
27 problems in exploiting that assimilated knowledge. Therefore, articles on this topic have focused on
28 understanding the different factors that influence firms' absorptive capacity, when and how it can be
29 considered to be a source of competitive advantage (Zahra and George 2002), and the importance of
30 absorptive capacity for improving performance (e.g., Cohen and Levinthal 1990; Mowery et al. 1996;
31 Murovec and Prodan 2009).
32
33
34
35
36

37 Following Kogut and Zander (1992), absorptive capacity can be used to explain organizational
38 phenomena and how the culture and internal knowledge of organizations can enable or hamper their
39 capacity to assimilate new knowledge. In this regard, Bierley III et al.'s (2009) work suggests the need to
40 examine organizational conditions that facilitate the application of technology and knowledge transferred.
41 Hence the concept of absorptive capacity can also be seen at an inter-firm level (Tsai 2001). There is also
42 an important link between TT and open innovation, where the results show that the openness of the
43 innovation process forces firms lacking absorptive capacity to search for different ways to engage in open
44 innovation (Spithoven et al. 2010) The concept of the internal stickiness of knowledge transfers is also a
45 relevant issue developed together with absorptive capacity in the TT literature (e.g., Blackman and
46 Benson 2012; Szulanski 1996, 2000; Szulanski et al. 2016).
47
48
49
50
51
52

53 This topic has been studied in co-authorship clusters 12 and 16.
54
55

56 **5.5 Public innovation policies**

57 Innovation systems and the role they play in generating new knowledge are the focus of papers included
58 in this research area. Papers also consider the relationship between regional/national systems of
59
60
61
62
63
64
65

1 innovation and institutional frameworks as well as how those innovation systems support knowledge
2 generation agents with the aim of being more competitive (Freeman 1989). The contributions should be
3 noted of Rothwell and Dodgson (1992), who map trends in public policies in Europe to stimulate
4 industrial technological change from the largely uncoordinated “science policies” and “industrial
5 policies” of the 1960s to the more integrated “innovation policies” of the 1970, and to the collaborative
6 pre-competitive research-based “technology policies” of the 1980s. In the same vein, Bozeman (1994)
7 describes the history of US technology policy focusing on the cooperative technology development
8 paradigm in the 1990s. Grimaldi et al.’s (2011) work is also notable. They discuss and appraise the effects
9 of legislative reform in several OECD countries relating to academic entrepreneurship.
10

11
12 Similarly, the papers included in this research streams present different ways of evaluating innovation
13 systems, identifying good practices, and recommending their adaptation to specific environments (e.g.,
14 Bozeman 2000; Siegel et al. 2007; Griffith et al. 2004; Colyvas and Powell, 2006). The effectiveness and
15 impact of public policies have been assessed by distinct channels, including market impacts, political
16 impacts, impacts on personnel, and impacts on available resources (Balzat and Hanusch 2004). The
17 literature has also reported different programs coordinated by regional/national bodies to promote and
18 stimulate innovation and TT as well as supporting the utilization of scientific and technological research
19 results (Lundvall et al. 2002).
20

21 This is not an extensive research topic, but it includes relevant articles and authors. In particular, this
22 topic has been studied in co-authorship clusters 3, 7, 8, 10, 11, 18, and 30.
23

24 To conclude this section, Table 8 summarizes the five top-ranked articles in each research stream and
25 related topics⁷.
26

27
28
29
30
31
32
33
34
35
36 **Table 8**

37
38
39 **Top five cited articles included in each research stream**
40

41
42
43 **6 CONCLUDING REMARKS**

44 Given the substantial increase in the number of studies published on TT, periodic literature reviews are
45 necessary to recompile and synthesize the topics studied within this research field. In this regard, this
46 bibliometric study provides evidence of how TT has developed since 1969—when the first article was
47 published—and posits some research trends on the future development of TT. To achieve this aim,
48 performance and co-authorship analyses were conducted on a dataset of 3,218 bibliographic references
49 and the main TT literature was reviewed, from which several conclusions can be drawn, allowing us to
50 speculate on future TT research.
51
52
53
54
55
56

57
58 ⁷ A complete list of the articles included in each research stream and topic can be made available upon request.
59
60
61
62
63
64
65

1 The performance analysis identified the most relevant elements of the TT research field in terms of
2 influential and prolific papers, journals, authors, and organizations. TT is constantly growing with
3 specialized journals as well as relevant articles in peer-reviewed journals across several disciplines. The
4 distribution of TT production is scattered among many authors, too. Similarly, there is a need for the
5 unification of concepts and integration of terminology on TT, indicating that academic and public interest
6 in TT is growing at a fast pace and has not yet reached maturity. This is certainly a welcome
7 development, since not long ago research on TT was scarce.
8
9

10
11 Using a co-authorship analysis, a proxy of research collaboration, we identified 30 groups of four or more
12 authors whose TT papers have at least 100 citations to identify academic communities and their leaders.
13 Moreover, given that co-authors cannot write a paper together unless a degree of acquaintance exists
14 between them, co-authorship network analysis was the starting point for a further content analysis.
15 Finally, five research streams and important topics were identified: (1) *university TT (academic*
16 *entrepreneurship, intellectual property, new ventures, TTOs, and university–industry relationship)*, (2)
17 *international TT*, (3) *intra-firm TT*, (4) *absorptive capacity*, and (5) *public innovation policies*.
18
19
20
21
22

23 Taking a wider perspective of the TT field, we found that the literature covers an array of topics and has
24 been studied from diverse angles, particularly from an economics perspective. Most research efforts have
25 focused on the analysis of and search for new and more efficient ways of transferring knowledge and
26 technology in different links of the knowledge chain. The human and organizational aspects of TT,
27 critical factors (facilitators and barriers) that promote or inhibit efficient TT, and absorptive capacity have
28 also been widely studied. Considering the different agents involved in TT (transferors and transferees),
29 most papers have concentrated on studying how knowledge and technology are transferred within large
30 enterprises, mostly multinationals, or from university to industry.
31
32
33
34
35

36 If we assume that we are immersed in a knowledge-based economy which is rooted in production,
37 distribution and use of knowledge, technology and information, new TT mechanisms that support and
38 facilitate new scientific and technological knowledge, innovation activities and entrepreneurship require a
39 more thorough analysis. As several scholars point out (e.g. Feldman et al. 2002; Leyden et al. 2008;
40 Siegel and Wessner, 2012), in response to the rapid changes occurring in the world, the focus of TT
41 literature has also evolved in recent years so that there is a greater focus on new ventures and TT
42 mechanisms through property-based institutions designed to promote technological entrepreneurship,
43 such as incubators, accelerators and science/technology parks, among others. We recommend extending
44 research to other aspects of collaborative TT with different units of analysis and perspectives to enhance
45 our understanding of the TT phenomenon.
46
47
48
49
50

51
52 Although ~~this TT~~ is a bidirectional process, limited attention has been paid to detecting the difficulties
53 and efforts in an effective university–industry relationship from the perspective of firms. It would be
54 interesting to explore what technology and knowledge are required by firms from universities and
55 research institutions and how these institutions meet or could meet these needs without losing their
56 independence.
57
58
59
60
61
62
63
64
65

1 Overall, we know little about the effect of TT from industry's side and even less from the perspective of
2 small and medium-sized enterprises (SMEs). As an example, if we analyze all the keywords related to
3 SMEs, only 46 articles (1.4%) mention them. However, the vast majority of active firms are SMEs, which
4 play an important role in the economy in terms of production, employment generation, and contribution to
5 and distribution of wealth. From our perspective, there is a need for further studies that examine the role
6 and behaviors of SMEs in the TT process. As Feldman et al. (2002) assert, despite many small firms do
7 not conduct R&D, they can be very innovative and relatively more adept at absorbing knowledge from
8 external sources, such as universities comparing to large firms. It would also be interesting to explore
9 whether the results of TT research can be supported in the context of SMEs or if they exhibit differences
10 in the TT process compared with large firms. In many cases the impediments to effective TT can be due
11 to cultural and informational barriers between universities and firms, especially for small firms.

12
13
14
15
16
17
18
19
20 Related to TTOs, more research is needed to fully understand other mechanisms of TT. It would also be
21 interesting to analyze the impact of academic entrepreneurship beyond patenting and licensing activities
22 or the creation of new ventures. These more informal activities and initiatives may require new structures
23 or management systems to implement them. Further research should aim to advance the study of other
24 mechanisms to monitor TT apart from TTOs. The role of incubators, science/technology parks as a place
25 for facilitating university–industry interaction and hence stimulating TT, should be analyzed more in
26 depth. Thus, for example, Leyden et al. (2008) highlight the need for more theoretical and empirical
27 evidence of the firm-level decision to locate on a science/technology park. Siegel and Wessner (2012)
28 also point out that there is a need for more empirical research on the contribution that incubators play in
29 enhancing the success of entrepreneurial ventures (e.g. university-based spin-outs and start-up firms).
30 Science/technology parks and incubator are platforms facilitating university-industry collaborations
31 which contribute towards the creation of a supportive environment for the processes of innovation,
32 technology/knowledge transfer and entrepreneurship.

33
34
35
36
37
38
39
40
41 In addition to the quantitative rewards used by TTOs for monitoring TT activities, mixed-methods
42 analysis (i.e., qualitative and quantitative evaluations) are recommended, since context is important for
43 understanding TT. Researchers should also consider developing longitudinal datasets to compare and
44 analyze the evolution of the identified indicators. Moving forward, research should take a perspective that
45 acknowledges the complexities associated with the TT process to capture and measure its impact with a
46 clear identification of the outcomes and outputs.

47
48
49
50
51 Moreover, the challenges associated with the digital transformation of society should be studied, since
52 digitalization and connectedness have implications for technological and knowledge transfer. The
53 literature often focuses on the characteristics and capabilities of entrepreneurs; however, in the near
54 future, the connection between Industry 4.0 and Internet technology is likely to require the analysis of
55 new skills and characteristics. These features are especially important now, where globalization and
56 digital transformation require identifying the sources of differentiation to maintain a sustainable position
57 in the global market.

Our review tried to clarify and provide a framework that summarizes the extant TT knowledge. The current topics and suggestions for future research show that TT continues to be a hot topic in academic research. We hope our review offers new opportunities to advance the understanding of TT, and we look forward to having a deeper understanding of the issue in the future.

1
2
3
4
5
6
7
8
9
10
11
12
13
14
15
16
17
18
19
20
21
22
23
24
25
26
27
28
29
30
31
32
33
34
35
36
37
38
39
40
41
42
43
44
45
46
47
48
49
50
51
52
53
54
55
56
57
58
59
60
61
62
63
64
65

7 REFERENCES

- 1
2
3
4
5
6
7
8
9
10
11
12
13
14
15
16
17
18
19
20
21
22
23
24
25
26
27
28
29
30
31
32
33
34
35
36
37
38
39
40
41
42
43
44
45
46
47
48
49
50
51
52
53
54
55
56
57
58
59
60
61
62
63
64
65
- Abbasi, A., Altmann, J., & Hossain, L. (2011). Identifying the effects of co-authorship networks on the performance of scholars: A correlation & regression analysis of performance measures & social network analysis measures. *Journal of Infometrics*, 5(4). 594-607.
- Abramo, G., D'Angelo, C.A., Di Costa, F. & Solazzi, M. (2009). University–industry collaboration in Italy: A bibliometric examination. *Technovation*, 29 (6). 498-507.
- Abreu, M., & Grinevich, V. (2013). The nature of academic entrepreneurship in the UK: Widening the focus on entrepreneurial activities , *Research Policy*,42(2), 408-422.
- Agarwal, R., Echambadi, R., Franco, A.M. & Sarkar, M.B. (2004). Knowledge transfer through inheritance: Spin-out generation, development, & survival. *Academy of Management journal*, 47(4), 501-522.
- Agrawal, A., & Henderson, R. (2002). Putting patents in context: Exploring knowledge transfer from MIT. *Management Science*, 48(1), 44-60.
- Aitken, B.J., & Harrison, A.E. (1999). Do domestic firms benefit from direct foreign investment? Evidence from Venezuela. *American economic review*, 89(3), 605-618.
- Apriliyanti, I.D., & Alon, I. (2017). Bibliometric analysis of absorptive capacity. *International Business Review*, 26,(5), 896-907.
- Archibugi, D., & Pietrobelli, C. (2003). The globalization of technology & its implications for developing countries: Windows of opportunity or further burden?. *Technological forecasting & social change*, 70(9), 861-883.
- Autio, E., & Laamanen, T. (1995). Measurement & evaluation of technology transfer: review of technology transfer mechanisms & indicators, *International Journal of Technology Management*, 10(7-8), 643-664.
- Baier-Fuentes, F., Merigo, J.M, Amoros, J.E. & Gaviria-Marín, M., (2019). International Entrepreneurship: A Bibliometric Overview, *International Entrepreneurship Management Journal*, 15(2), 385-429
- Balconi, M., Breschi, S., & Lissoni, F. (2004). Networks of inventors & the role of academia: An exploration of italian patent data. *Research Policy*, 33(1). 127-145.
- Balzat, M., & Hanusch, H. (2004). Recent trends in the research on national innovation systems. *Journal of Evolutionary Economics*, 14(2). 197-210.
- Battistella, C., De Toni, A.F. & Pillon, R. (2016). Inter-organizational technology/knowledge transfer: a framework from critical literature review , *The Journal of Technology Transfer*,41(5), 1195-1234.
- Bercovitz, J., & Feldman, M. (2008). Academic entrepreneurs: Organizational change at the individual level. *Organization Science*, 19(1). 69-89.
- Birley, S. (2002). Universities, academics, & spinout companies: Lessons from imperial, *International Journal of Entrepreneurship Education*, 1(1), 1–21.
- Bierly III, P. E., Damanpour, F., & Santoro, M. D. (2009). The application of external knowledge: organizational conditions for exploration & exploitation. *Journal of Management Studies*, 46(3). 481-509.
- Blackman, D., & Benson, A. M. (2012). Overcoming knowledge stickiness in scientific knowledge transfer, *Public Underst&ing of Science*, 21(5), 573-589.
- Blomström, M., & Sjöholm, F. (1999). Technology transfer & spillovers: Does local participation with multinationals matter?. *European Economic Review*, 43(4-6), 915-923.
- Bresman, H., Birkinshaw, J., & Nobel, R. (1999). Knowledge transfer in international acquisitions. *Journal of International Business Studies*, 30(3), 439-462.
- Bozeman, B. (1994). Evaluating government technology transfer: Early impacts of the Cooperative technology paradigm. *Policy Studies Journal*, 22(2). 322-337.
- Bozeman, B. (2000). Technology transfer & public policy: a review of research & theory. *Research policy*, 29(4) 627-655.
- Braun, V., & Clarke, V., (2006). Using thematic analysis in psychology. *Qualitative Research in Psychology*, 3(2), 77-101.
- Bruneel, J., D'Este, P., & Salter, A. (2010). Investigating the factors that diminish the barriers to university–industry collaboration. *Research Policy*, 39(7), 858-868.
- Casillas, J., & Acedo, F. (2007). Evolution of the Intellectual Structure of Family Business Literature: A Bibliometric Study of FBR. *Family Business Review*, 20(2), 141-162.
- Cha le, W., Lockett, A., Siegel, D. & Wright, M. (2005). Assessing the relative performance of UK university technology transfer offices: parametric & non-parametric evidence. *Research Policy*, 34(3), 369-384.

- 1 Chen, G., & Xiao, L. (2016). Selecting publication keywords for domain analysis in bibliometrics: a
2 comparison of three methods. *Journal of Informetrics*, 10(1), 212-223.
- 3 Cobo, M. J., López-Herrera, A. G., Herrera-Viedma, E., & Herrera, F. (2011). An approach for detecting,
4 quantifying, & visualizing the evolution of a research field: A practical application to the Fuzzy Sets
5 Theory field. *Journal of Informetrics*, 5(1). 146–166.
- 6 Cobo, M.J., López-Herrera, A.G., Herrera-Viedma, E. & Herrera, F. (2012). SciMAT: A new science ma-
7 ning analysis software tool. *Journal of the Association for Information Science & Technology*, 63(8).
8 1609-1630.
- 9 Cobo, M. J., Martínez, M.A., Gutiérrez-Salcedo, M. Fujita, H. & Herrera-Viedma, E., F. (2015). 25 years
10 at Knowledge-Based Systems: A bibliometric analysis. *Knowledge-Based Systems*, 80, 3-13.
- 11 Cohen, W. M., & Levinthal, D. A. (1990). Absorptive capacity: a new perspective on learning &
12 innovation, *Administrative Science Quarterly*, 35, 128– 52.
- 13 Colyvas, J.A., & Powell, W.W. (2006). Roads to institutionalization: The remaking of boundaries
14 between public & private science. *Research in Organizational Behavior*. 27,305-353
- 15 Clarysse, B., Wright, M., Lockett, A., Van de Velde, E. & Vohora, A. (2005). Spinning out new ventures:
16 a typology of incubation strategies from European research institutions. *Journal of Business
17 Venturing*, 20(2), 183-216.
- 18 Cui, A. S., Griffith, D. A., Cavusgil, S. T., & Dabic, M. (2006). The influence of market & cultural
19 environmental factors on technology transfer between foreign MNCs & local subsidiaries: A
20 croatian illustration. *Journal of World Business*, 41(2). 100-111.
- 21 D'Este, P. & Patel, P. (2007). University–industry linkages in the UK: What are the factors underlying the
22 variety of interactions with industry?. *Research policy*, 36(9), 1295-1313.
- 23 D'Este, P., & Perkmann, M. (2011). Why do academics engage with industry? the entrepreneurial
24 university & individual motivations. *The Journal of Technology Transfer*, 36(3). 316-339.
- 25 De Bellis, N. (2009). *Bibliometrics & Citation Analysis From the Science Citation Index to Cybermetrics*,
26 Scarecrow Press, Inc.
- 27 Di Gregorio, D. & Shane, S. (2003). Why do some universities generate more start-ups than others? ,
28 *Research policy*, 32(2) 209-227.
- 29 Djokovic, D. & Souitaris, V. (2008). Spinouts from academic institutions: a literature review with
30 suggestions for further research. *The Journal of Technology Transfer*, 33(3) 225-247
- 31 Elkins, T. & Keller, R.T. (2003). Leadership in research & development organizations: A literature
32 review & conceptual framework, *The Leadership Quarterly*, 14(4), 587-606.
- 33 Etzkowitz, H. (1998). The norms of entrepreneurial science: Cognitive effects of the new university–
34 industry linkages. *Research Policy*, 27(8). 823-833.
- 35 Etzkowitz, H. (2003). Research groups as ‘quasi-firms’: The invention of the entrepreneurial university.
36 *Research Policy*, 32(1). 109-121.
- 37 Etzkowitz, H. & Leydesdorff, L. (2000). The dynamics of innovation: from national systems & ‘Mode 2’
38 to a Triple Helix of university–industry–government relations. *Research Policy*, 29, 9-23.
- 39 Feng, F., Zhang, L., Du, Y. & Wang, W. (2015). Visualization & quantitative study in bibliographic
40 databases: A case in the field of university–industry cooperation. *Journal of Informetrics*, 9(1), 118-
41 134.
- 42 Frame, J.D. (1979). National economic resources & the production of research in lesser developed
43 countries. *Social Studies of Science*, 9(4), 233-46.
- 44 Freeman, C. (1989). *Technology policy & economic performance* Pinter Publishers Great Britain.
- 45 Gaviria-Marín, M, J. M. Merigó, & H. Baier-Fuentes (2019). Knowledge Management: A Global
46 Examination Based on Bibliometric. *Technological Forecasting & Social Change*, 140, 194-220.
- 47 Geisler, E. (1993). Technology transfer: Toward mapping the field, a review, & research directions. *The
48 Journal of Technology Transfer*, 18(3-4), 88-93.
- 49 Geuna, A. & Muscio, A. (2009). The governance of university knowledge transfer: A critical review of
50 the literature. *Minerva*, 47(1) 93-114.
- 51 Geuna, A., & Nesta, L. J. (2006). University patenting & its effects on academic research: The emerging
52 European evidence. *Research policy*, 35(6). 790-807.
- 53 Giunta, A., Pericoli, F.M. & Pierucci, E. (2016). University–Industry collaboration in the
54 biopharmaceuticals: the Italian case. *The Journal of Technology Transfer*, 41(4), 818-840.
- 55 Gopalakrishnan, S., & Santoro, M. D. (2004). Distinguishing between knowledge transfer & technology
56 transfer activities: The role of key organizational factors. *IEEE transactions on Engineering
57 Management*, 51(1), 57-69.
- 58 Görg, H., & Greenaway, D. (2004). Much ado about nothing? do domestic firms really benefit from
59 foreign direct investment? *The World Bank Research Observer*, 19(2), 171-197.

- 1 Griffith, R., Redding, S. & Van Reenen, J. (2004). Mapping the two faces of R&D: Productivity growth
2 in a panel of OECD industries. *Review of Economics & Statistics*, 86(4), 883-895.
- 3 Grimaldi, R., Kenney, M., Siegel, D. S., & Wright, M. (2011). 30 years after Bayh–Dole: Reassessing
4 academic entrepreneurship. *Research Policy*, 40(8), 1045-1057.
- 5 Hansen, M.T. (1999). The search-transfer problem: The role of weak ties in sharing knowledge across
6 organization subunits. *Administrative Science Quarterly*, 44(1), 82-111.
- 7 Hayter, C.S. (2015). Public or private entrepreneurship? Revisiting motivations & definitions of success
8 among academic entrepreneurs. *The Journal of Technology Transfer*, 40(6), 1003-1015.
- 9 Hayter, C.S. (2016). Constraining entrepreneurial development: A knowledge-based view of social
10 networks among academic entrepreneurs. *Research Policy*, 45(2), 475-490.
- 11 Heinzl, J., Kor, A., Orange, G. & Kaufmann, H.R. (2013). Technology transfer model for Austrian
12 higher education institutions. *The Journal of Technology Transfer*, 38(5), 607-640.
- 13 Hsieh, C., Lu, L.Y., Liu, J.S. & Kondrashov, A. (2014). A literature review with citation analysis of
14 technology transfer, *Management of Engineering & Technology (PICMET). 2014 Portl &
15 International Conference on IEEE*.
- 16 Klofsten, M. & Jones-Evans, D. (2000). Comparing academic entrepreneurship in Europe – the case of
17 Sweden & Ireland. *Small Business Economics*, 14, 299-309.
- 18 Kogut, B. & Z&er, U. (1992). Knowledge of the firm, combinative capabilities, & the replication of
19 technology. *Organization science*, 3(3), 383-397.
- 20 Kotabe, M., Martin, X. & Domoto, H. (2003). Gaining from vertical partnerships: knowledge transfer,
21 relationship duration, & su lier performance improvement in the US & Japanese automotive
22 industries. *Strategic Management Journal*, 24(4), 293-316.
- 23 Howells, J. (2006) Intermediation & the role of intermediaries in innovation. *Research Policy*, 35(5) 715-
24 728
- 25 Kumar, S. (2015). Co-authorship networks: a review of the literature. *Aslib Journal of Information
26 Management*, 67(1), 55-73.
- 27 Lam, A. (2011). University-industry collaboration: careers & knowledge governance in hybrid
28 organizational space. *International Journal of Strategic Business Alliances*, 2(1/2), 135-145.
- 29 Lane, P.J., Koka, B.R. & Pathak, S. (2006). The reification of absorptive capacity: A critical review &
30 rejuvenation of the construct. *Academy of management review*, 31(4), 833-863.
- 31 Lin, C., Tan, B., & Chang, S. (2002). The critical factors for technology absorptive capacity. *Industrial
32 Management & Data Systems*, 102(6), 300-308.
- 33 Lockett, A. & Wright, M. (2005). Resources, capabilities, risk capital & the creation of university spin-
34 out companies. *Research policy*, 34(7), 1043-1057.
- 35 Lockett, A. Wright, M., & Franklin, S. (2003). Technology transfer & universities' spin-out
36 strategies. *Small Business Economics*, 20(2), 185-200.
- 37 Lockett, A., Siegel, D., Wright, M., & Ensley, M. D. (2005). The creation of spin-off firms at public
38 research institutions: Managerial & policy implications. *Research Policy*, 34(7). 981-993.
- 39 Lockett, A., Wright, M., & Wild, A. (2015). The institutionalization of third stream activities in UK
40 higher education: The role of discourse & metrics. *British Journal of Management*, 26(1), 78-92.
- 41 Lundvall, B., Johnson, B., &ersen, E. S., & Dalum, B. (2002). National systems of production, innovation
42 & competence building. *Research Policy*, 31(2), 213-231.
- 43 Madhok, A. (1997). Cost, value & foreign market entry mode: The transaction & the firm. *Strategic
44 Management Journal*, 18(1), 39-61.
- 45 Malik, K. (2002). Aiding the technology manager: a conceptual model for intra-firm technology transfer.
46 *Technovation*, 22(7), 427-436.
- 47 Markman, G.D., Phan, P.H., Balkin, D.B., & Gianiodis, P.T. (2005). Entrepreneurship & university-
48 based technology transfer. *Journal of Business Venturing*, 20(2), 241-263.
- 49 Martin, B.R. (2012). Are universities & university research under threat? Towards an evolutionary model
50 of university speciation. *Cambridge Journal of Economics*, 36(3), 543-565.
- 51 Martin, X., & Salomon, R. (2003). Knowledge transfer capacity & its implications for the theory of the
52 multinational corporation. *Journal of International Business Studies*, 34(4), 356-373.
- 53 Feldman, M.P., Link, A.N., & Siegel, D.S. (2002). *The economics of science and technology: an
54 overview of initiatives to foster innovation, entrepreneurship, and economic growth. Kluwer
55 Academic Publishers, Boston.*
- 56 Leiden, D.P., Link, A.N., & Siegel, D.S. (2008). *A theoretical and empirical analysis of the decision to
57 locate on a university research park. IEEE Transactions on Engineering Management*, 55(1), 23-28.
- 58
- 59 Melin, G., & Persson, O. (1996). Studying research collaboration using co-authorships. *Scientometrics*,
60 36(3). 363-377.
- 61
- 62
- 63
- 64
- 65

- 1 Moed, H., De Bruin, R. & Van Leeuwen, T. (1995). New bibliometric tools for the assessment of national
2 research performance: Database description, overview of indicators & first applications ,
3 *Scientometrics*, 33(3), 381-422.
- 4 Moran, T. H. (2001). *Parental supervision: The new paradigm for foreign direct investment &*
5 *development*. Washington DC: Peterson Institute for International Economics.
- 6 Mowery, D.C., Nelson, R.R., Sampat, B.N. & Ziedonis, A.A. (2001). The growth of patenting &
7 licensing by US universities: an assessment of the effects of the Bayh–Dole act of 1980. *Research*
8 *policy*, 30(1), 99-119.
- 9 Mowery, D.C.. & Oxley, J.E (1995). Inward technology-transfer & competitiveness - the role of national
10 innovation systems. *Cambridge Journal of Economics*, 19(1), 67-93.
- 11 Mowery, D.C., Oxley, J.E. & Silverman, B.S. (1996). Strategic alliances & interfirm knowledge transfer ,
12 *Strategic Management Journal*, 17(2), 77-91.
- 13 Mowery, D.C., Sampat, B.N. & Ziedonis, A.A. (2002). Learning to patent: Institutional experience,
14 learning, & the characteristics of US university patents after the Bayh-Dole Act, 1981-1992 ,
15 *Management Science*, 48(1), 73-89.
- 16 Murgado-Armenteros, E.M., Gutiérrez-Salcedo, M., Torres-Ruiz, F.J. & Cobo, M.J. (2015). Analysing
17 the conceptual evolution of qualitative marketing research through science ma ing analysis ,
18 *Scientometrics*, 102(1), 519-557.
- 19 Murovec, N. & Prodan, I (2009). Absorptive capacity, its determinants, & influence on innovation output:
20 Cross-cultural validation of the structural model. *Technovation*, 29(12), 859-872.
- 21 Mustar, P., Renault, M., Colombo, M. G., Piva, E., Fontes, M., Lockett, A., & Moray, N. (2006).
22 Conceptualising the heterogeneity of research-based spin-offs: A multi-dimensional taxonomy.
23 *Research policy*, 35(2). 289-308.
- 24 Naseer, M.M. & Mahmood, K. (2009). Use of bibliometrics in LIS research. *LIBRES: Library &*
25 *Information Science Research Electronic Journal*, 19(2), 1-21.
- 26 Nilsson, A.S., Rickne,A., Bengtsson, L. (2010). Transfer of academic research: uncovering the grey zone.
27 *Journal of Technology Transfer*, 35(10), 617-636.
- 28 Noh, H. & Lee, S. (2017). Where technology transfer research originated & where it is going: a
29 quantitative analysis of literature published between 1980 & 2015. *The Journal of Technology*
30 *Transfer*, 44(3), 700-740.
- 31 Oliver, K., Innvar, S., Lorenc, T., Woodman, J. & Thomas, J. (2014). A systematic review of barriers to
32 & facilitators of the use of evidence by policymakers. *BMC health services research*, 14, 25-46
- 33 O'shea, R. P., Allen, T. J., Chevalier, A., & Roche, F. (2005). Entrepreneurial orientation, technology
34 transfer & spinoff performance of US universities. *Research Policy*, 34(7), 994-1009.
- 35 Perkmann, M. & Walsh, K. (2007). University–industry relationships & open innovation: Towards a
36 research agenda. *International Journal of Management Reviews*, 9(4), 259-280.
- 37 Perkmann, M., Tartari, V., McKelvey, M., Autio, E., Broström, A., D'Este, P., & Krabel, S. (2013).
38 Academic engagement & commercialisation: A review of the literature on university–industry
39 relations. *Research policy*, 42(2), 423-442.
- 40 Pirnay, F., Surlemont, B., & Nlemvo, F. (2003). Toward a typology of university spin-offs. *Small*
41 *Business Economics*, 2(4), 355–369.
- 42 Ranga, L., Debackere, K., & Tunzelmann, N. (2003). Entrepreneurial universities & the dynamics of
43 academic knowledge production: A case study of basic vs. a lied research in belgium.
44 *Scientometrics*, 58(2), 301-320.
- 45 Roberts, E. B., & Malonet, D. E. (1996). Policies & structures for spinning off new companies from
46 research & development organizations. *R&D Management*, 26(1), 17-48
- 47 Rothaermel, F. T., Agung, S. D., & Jiang, L. (2007). University entrepreneurship: A taxonomy of the
48 literature. *Industrial & Corporate Change*, 16(4), 691-791.
- 49 Rothwell, R., & Dodgson, M. (1992). European technology policy evolution: Convergence towards SMEs
50 & regional technology transfer. *Technovation*, 12(4), 223-238.
- 51 Rugman, A. M., & Verbeke, A. (2001). Subsidiary-specific advantages in multinational enterprises.
52 *Strategic Management Journal*, 22(3), 237-250.
- 53 Saggi, K. (2002). Trade, foreign direct investment, & international technology transfer: A survey. *The*
54 *World Bank Research Observer*, 17(2), 191-235.
- 55 Sampat, B.N. (2006). Patenting & US academic research in the 20th century: The world before & after
56 Bayh-Dole , *Research Policy*, 35(6), 772-789.
- 57 Schmitz, A., Urbano, D., D&olini, G.A., de Souza, J.A. & Guerrero, M. (2017). Innovation &
58 entrepreneurship in the academic setting: a systematic literature review. *International*
59 *Entrepreneurship & Management Journal*, 13(2), 369-395.

- Schraven, D. F., Hartmann, A., & Dewulf, G. P. (2015). Research orientations towards the 'management' of infrastructure assets: an intellectual structure a roach. *Structure & infrastructure engineering*, 11(2), 73-96.
- Siegel, D.S., Waldman, D. & Link, A. (2003). Assessing the impact of organizational practices on the relative productivity of university technology transfer offices: an exploratory study. *Research policy*, 32(1), 27-48.
- Siegel, D. S., Waldman, D. A., Atwater, L. E., & Link, A. N. (2004). Toward a model of the effective transfer of scientific knowledge from academicians to practitioners: Qualitative evidence from the commercialization of university technologies. *Journal of Engineering & Technology Management*, 21(1-2). 115-142.
- Siegel, D. S., Veugelers, R., & Wright, M. (2007). Technology transfer offices & commercialization of university intellectual property: Performance & policy implications. *Oxford Review of Economic Policy*, 23(4), 640-660.
- [Siegel, D.S., & Wessner, C. \(2012\). Universities and the success of entrepreneurial ventures: Evidence from the small business innovation research program. *The Journal of Technology Transfer*, 37\(4\), 404-415.](#)
- Siegel, D. S., & Wright, M. (2015). Academic entrepreneurship: Time for a rethink?. *British Journal of Management*, 26(4). 582-595.
- Skute, I., Zalewska-Kurek, K., Hatak, I. & de Weerd-Nederhof, P. (2017). Mapping the field: a bibliometric analysis of the literature on university–industry collaborations , *The Journal of Technology Transfer*, 44(3), 916-947.
- Small, H. (1999). Visualizing science by citation mapping. *Journal of the Association for Information Science & Technology*, 50(9). 799813
- Spithoven, A., Clarysse, B., & Knockaert, M. (2010). Building absorptive capacity to organise inbound open innovation in traditional industries. *Technovation*, 30(2). 130-141.
- Szulanski, G. (1996). Exploring internal stickiness: Impediments to the transfer of best practice within the firm. *Strategic Management Journal*, 17(2), 27-43.
- Szulanski, G. (2000). The process of knowledge transfer: A diachronic analysis of stickiness , *Organizational behavior & human decision processes*, 82,(1), 9-27.
- Szulanski, G., Ringov, D., & Jensen, R. J. (2016). Overcoming stickiness: How the timing of knowledge transfer methods affects transfer difficulty. *Organization Science*, 27(2), 304-322.
- Teece, D.J. (1977). Technology transfer by multinational firms: The resource cost of transferring technological knowledge, *Economic Journal* 87(346),242-261
- Teixeira, A.A. & Mota, L. (2012). A bibliometric portrait of the evolution, scientific roots & influence of the literature on university–industry links. *Scientometrics*, 93(3), 719-743.
- Tsai, W. (2001). Knowledge transfer in intraorganizational networks: Effects of network position & absorptive capacity on business unit innovation & performance. *Academy of management journal*, 44(5), 996-1004.
- Van Eck, N.J. & Waltman, L. (2010). Software survey: VOSviewer, a computer program for bibliometric ma ing , *Scientometrics*, 84(2), 523-538.
- Van Oorschot, J. A. W. H., E. Hofman, & J. I. M. Halman (2018). A Bibliometric Review of the Innovation Adoption Literature. *Technological Forecasting & Social Change* 134, 1-21.
- Volberda, H.W., Foss, N.J. & Lyles, M.A. (2010). Perspective—Absorbing the concept of absorptive capacity: How to realize its potential in the organization field , *Organization science*, 21(4) 931-951.
- Wahab, S.A., Rose, R.C., Jegak, U. & Abdullah, H. (2009). A review on the technology transfer models, knowledge-based & organizational learning models on technology transfer. *European journal of social sciences*, 10(1), 551-564
- Wahab, S. A., Rose, R. C., & Osman, S. I. W. (2012a). Defining the concepts of technology & technology transfer: A literature analysis , *International Business Research*, 5(1), 61-71.
- Wahab, S.A., Rose, R.C. & Osman, S.I.W. (2012b). The Theoretical Perspectives Underlying Technology Transfer: A Literature Review , *International Journal of Business & Management*, 7(2), 277-288
- Walter, A., Auer, M., & Ritter, T. (2006). The impact of network capabilities & entrepreneurial orientation on university spin-off performance. *Journal of Business Venturing*, 21(4), 541-567
- Wang, J-Y & Blomström, M. (1992). Foreign-investment & technology transfer - a simple-model. *Europeana Economic Review*, 36(1). 137-155
- Wright, M., Clarysse, B., Lockett, A., & Knockaert, M. (2008). Mid-range universities' linkages with industry: Knowledge types & the role of intermediaries. *Research policy*, 37(8), 1205-1223.
- Wright, M., Lockett, A., Clarysse, B., & Binks, M. (2006). University spin-out companies & venture capital. *Research policy*, 35(4), 481-501.

1 Yang, Q., Mudambi, R. & Meyer, K.E. (2008) Conventional & reverse knowledge flows in multinational
2 corporations. *Journal of Management*, 34(5). 882-902.
3 Zahra, S.A. & George, G. (2002). Absorptive capacity: A review, reconceptualization, & extension.
4 *Academy of management review*, 27, 2, 185-203.
5 Zupic, I. & Čater, T. (2015). Bibliometric methods in management & organization. *Organizational*
6 *Research Methods*, 18(3) 429-472.
7
8
9
10
11
12
13
14
15
16
17
18
19
20
21
22
23
24
25
26
27
28
29
30
31
32
33
34
35
36
37
38
39
40
41
42
43
44
45
46
47
48
49
50
51
52
53
54
55
56
57
58
59
60
61
62
63
64
65

FIGURES

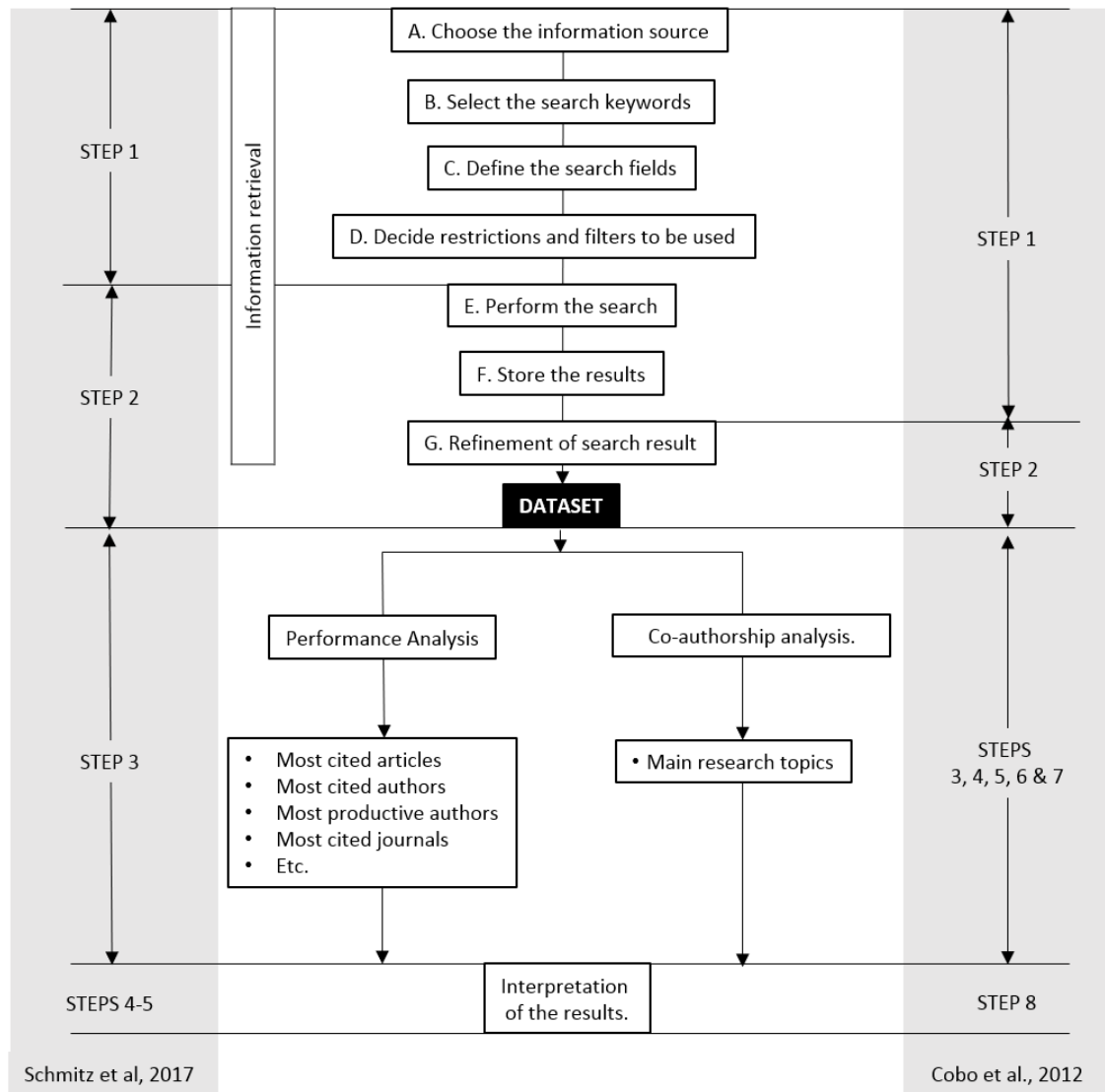


Figure 1. Research methodology

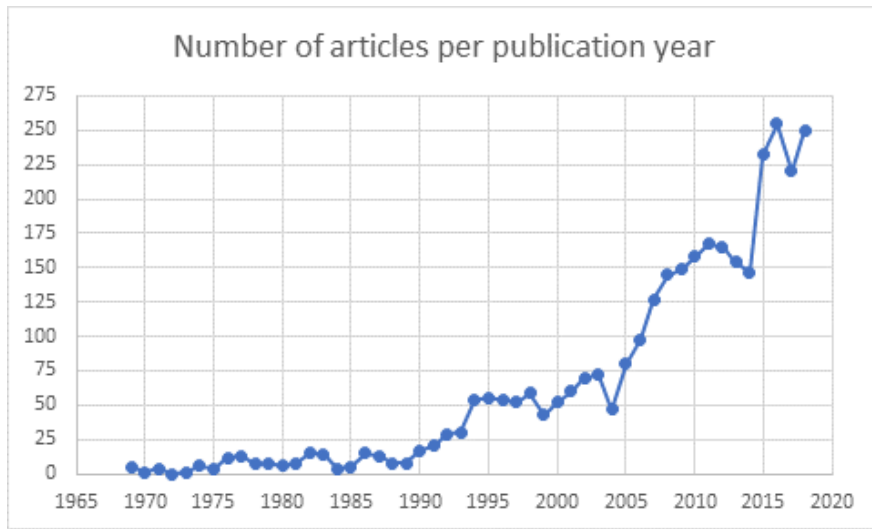
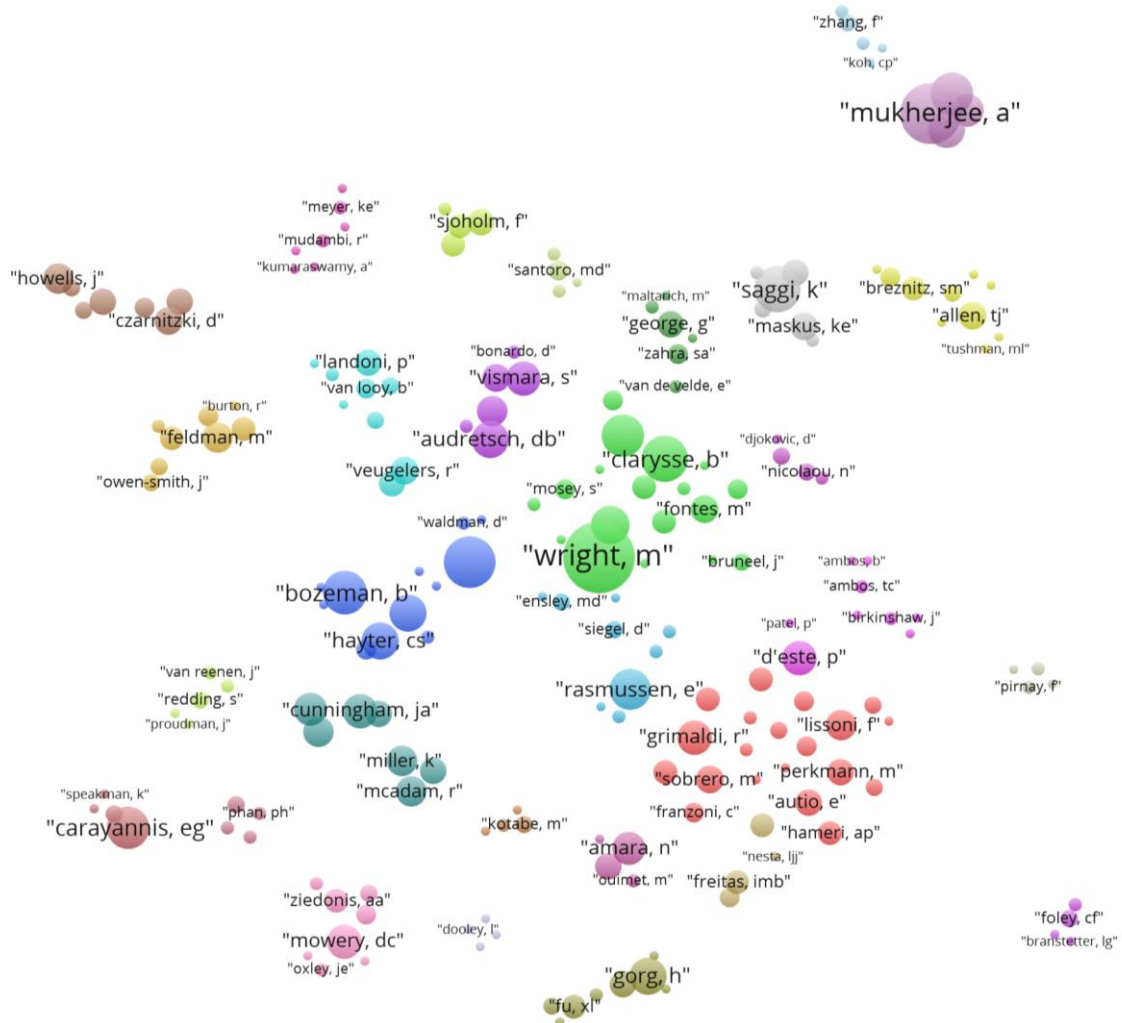


Figure 2. Yearly evolution of scientific production



The size of the spheres is proportional to the total number of citations of authors in the clusters

Figure 3. Co-authorship network in the TT research field

TABLES

Journal	TP	TC	TCA	IP
Journal of technology transfer	226	4455	19,7	4.037
Research policy	192	18156	94,6	5.425
International journal of technology management	147	1226	8,3	1.16
Technovation	145	4852	33,5	5.25
Technological forecasting and social change	85	1247	14,7	3.815
Energy policy	78	2731	35,0	4.88
R & D management	54	1082	20,0	2.354
World development	52	1806	34,7	3.905
IEEE transactions on engineering management	48	1361	28,4	1.867
Journal of international business studies	31	2667	86,0	7.724
Small business economics	29	1189	41,0	3.555
Journal of development economics	28	2011	71,8	2.855
Journal of international economics	25	963	38,5	2.216
Industrial and corporate change	24	1453	60,5	1.824
International journal of industrial organization	24	1048	43,7	0.96
Strategic management journal	14	4121	294,4	5.572
European economic review	14	1077	76,9	1.711
Journal of business venturing	13	1975	151,9	6.333
Management science	13	1752	134,8	4.219
Organization science	12	6666	555,5	3.257
American economic review	10	1636	163,6	4.097
Review of economics and statistics	9	1276	141,8	3.636
World bank research observer	7	1075	153,6	1.833
Academy of management review	6	4315	719,2	10.632
Economic journal	5	1090	218,0	2.926

TP: total papers; TC: total cites; TCA: cites per article; IP: Impact in JCR

Table 1. Top 25 productive and influential journals

Authors	Article	Journal	Citations	Citations/ year
(Kogut and Zander, 1992)	Knowledge of the firm, combinative capabilities, and the replication of technology	Organization Science	5057	187,3
(Zahra and George, 2002)	Absorptive capacity: A review, reconceptualization, and extension	Academy of Management Review	3394	199,6
(Hansen, 1999)	The search-transfer problem: The role of weak ties in sharing knowledge across organization subunits	Administrative Science Quarterly	2420	121,0
(Mowery, Oxley and Silverman, 1996)	Strategic alliances and interfirm knowledge transfer	Strategic Management Journal	1426	62,0
(Aitken, Harrison, 1999)	Do domestic firms benefit from direct foreign investment? Evidence from Venezuela	American Economic Review	1166	58,3
(Howells, 2006)	Intermediation and the role of intermediaries in innovation	Research Policy	670	51,5
(Teece, 1977)	Technology-transfer by multinational firms - resource cost of transferring technological know-how	Economic Journal	647	15,4
(Siegel, Waldman and Link, 2003)	Assessing the impact of organizational practices on the relative productivity of university technology transfer offices: an exploratory study	Research Policy	621	38,8
(Mowery et al., 2001)	The growth of patenting and licensing by US universities: an assessment of the effects of the Bayh-Dole act of 1980	Research Policy	579	32,2
(Bozeman, 2000)	Technology transfer and public policy: a review of research and theory	Research Policy	574	30,2
(Rothaermel, Agung, and Jiang, 2007)	University entrepreneurship: a taxonomy of the literature	Industrial and Corporate Change	569	47,4
(Shrivastava, 1995)	The role of corporations in achieving ecological sustainability	Academy of Management Review	561	23,4
(Etzkowitz, 2003)	Research groups as 'quasi-firms': the invention of the entrepreneurial university	Research Policy	559	34,9
(Görg and Greenaway, 2004)	Much ado about nothing? Do domestic firms really benefit from foreign direct investment?	World Bank Research Observer	548	36,5
(Di Gregorio and Shane, 2003)	Why do some universities generate more start-ups than others?	Research Policy	524	32,8
(D'Este and Patel, 2007)	University-industry linkages in the UK: What are the factors underlying the variety of interactions with industry?	Research Policy	505	42,1
(Etzkowitz, 1998)	The norms of entrepreneurial science: cognitive effects of the new university-industry linkages	Research Policy	488	23,2
(Rugman and Verbeke, 2001)	Subsidiary-specific advantages in multinational enterprises	Strategic Management Journal	482	26,8
(Perkmann et al., 2013)	Academic engagement and commercialisation: A review of the literature on university-industry relations	Research Policy	460	76,7
(Agrawal and Henderson, 2002)	Putting patents in context: Exploring knowledge transfer from MIT	Management Science	454	26,7
(Madhok, 1997)	Cost, value and foreign market entry mode: The transaction and the firm	Strategic Management Journal	441	20,0
(Kotabe, Martin, and Domoto, 2003)	Gaining from vertical partnerships: Knowledge transfer, relationship duration, and supplier performance improvement in the US and Japanese automotive industries	Strategic Management Journal	440	27,5
(Griffith, Redding, and Reenen, 2004)	Mapping the two faces of R&D: Productivity growth in a panel of OECD industries	Review of Economics and Statistics	435	29,0
(Perkmann and Walsh, 2007)	University-industry relationships and open innovation: Towards a research agenda	International Journal of Management Reviews	434	36,2
(Bresman, Birkinshaw, and Nobel, 1999)	Knowledge transfer in international acquisitions	Journal of International Business Studies	429	21,5

Table 2. Top 25 cited articles in TT research field

Author	Citations	Article	Citations / articles	Citations of the most cited article
Zander, U	5124	3	1708,0	5057
Kogut, B	5099	2	2549,5	5057
George, G	3936	6	656,0	3394
Wright, M	3863	35	110,4	408
Zahra, SA	3745	4	936,3	3394
Mowery, DC	2561	10	256,1	1426
Hansen, MT	2420	1	2420,0	2420
Lockett, A	2251	12	187,6	408
Siegel, DS	2188	20	109,4	621
D'Este, P	1710	10	171,0	505
Oxley, JE	1647	2	823,5	1426
Clarysse, B	1442	16	90,1	219
Silverman, BS	1426	1	1426,0	1426
Perkmann, M	1346	6	224,3	460
Aitken, BJ	1166	1	1166,0	1166
Harrison, AE	1166	1	1166,0	1166
Bozeman, B	1164	15	77,6	574
Saggi, K	1056	16	66,0	241
Etzkowitz, H	1050	3	350,0	559
Grimaldi, R	1045	10	104,5	460
Howells, J	994	8	124,3	670
Salter, A	924	5	184,8	460
Teece, DJ	865	4	216,3	191
Sampat, BN	859	4	214,8	579
Ziedonis, AA	858	5	171,6	579

Table 3. Top 25 prominent authors¹

¹ The dataset contains 19 articles with a total of 901 citations written by Ulrich Lichtentahaler as a result of which he would be the 23th of the ranking. However, given that several of his works have been retracted for data irregularities, this author disappears from the list of top 25 prominent authors.

Keyword	Times
Technology Transfer	1792
Innovation	770
Research and Development	422
Performance	404
Knowledge	366
Foreign Direct Investment	330
Industry	313
Firms	273
Growth	247
Productivity	231
Spillovers	213
Knowledge Transfer	203
Absorptive Capacity	203
Entrepreneurship	198
Science	190
Trade	186
Commercialization	169
China	165
Developing Countries	160
Policy	159
Technology	154
Model	148
Academic Entrepreneurship	145
University	139
Intellectual Property	138

Table 4. Top 25 popular keywords

Organisation	Citations	Articles
Stockholm School of Economics	15	6589
University of Nottingham	65	5241
University of Wisconsin	20	4098
Harvard University	25	3767
Georgia State University	7	3485
University of London Imperial College Science, Technology & Medicine	29	2825
MIT	21	2649
Columbia University	15	2386
University California Berkeley	38	2338
University of Michigan	12	2277
Georgia Institute of Technology	33	2156
University of Ghent	36	2139
University of Toronto	19	2000
Indiana University	25	1865
National Bureau of Economic Research	20	1794
University of Carolina	28	1752
Rensselaer Polytechnic Institute	10	1654
natl bur econ res	21	1539
University of Sussex	34	1525
stanford University	16	1506
Katholieke University Leuven	29	1417
Universidad Politécnica de Valencia	27	1319
University Georgia	14	1318
University Cambridge	20	1281
Erasmus University	18	1276

Table 5. Top 25 contributing organizations

Cluster	Authors
1	Autio, E; Balconi, M; Baldini, N; Breschi, S; Brostrom, A; Fini, R; Franzoni, C; Grimaldi, R; Hameri, AP; Hughes, A; Kitson, M; Krabel, S; Lissoni, F; Llerena, P; Mckelvey, M; Perkmann, M; Salter, A; Sobrero, M; Tartari, V; Walsh, K;
2	Binks, M; Bruneel, J; Clarysse, B; Colombo, MG; Fontes, M; Franklin, S; Knockaert, M; Lockett, A; Mahajan, A; Moray, N; Mosey, S; Mustar, P; Piva, E; Renault, M; Spithoven, A; Vohora, A; Westhead, P; Wright, M;
3	Atwater, LE; Bozeman, B; Fay, D; Hayter, CS; Link, A; Link, AN; Nelson, AJ; Scott, JT; Siegel, DS; Slade, CP; Waldman, D; Waldman, DA;
4	Allen, TJ; Bercovitz, JEL; Breznitz, SM; Chevalier, A; Chugh, H; Feldman, MP; Lee, DMS; O'shea, RP; Roche, F; Tushman, ML;
5	Ambos, B; Ambos, TC; Birkinshaw, J; Bresman, H; D'Este, P; Makela, K; Nobel, R; Patel, P; Schlegelmilch, BB;
6	Belderbos, R; Callaert, J; Debackere, K; Landoni, P; Lichtenberg, FR; Sapsalis, E; Van Looy, B; Van Pottelsberghe, B; Veugelers, R
7	Chapple, W; Ensley, MD; Gulbrandsen, M; Hmieleski, KA; Moen, O; Rasmussen, E; Siegel, D; Wennberg, K; Wiklund, J
8	Bercovitz, J; Burton, R; Colyvas, JA; Feldman, M; Feller, I; Haeussler, C; Owen-Smith, J; Powell, WW
9	Fu, XL; Girma, S; Gong, YD; Gorg, H; Greenaway, D; Pietrobelli, C; Soete, L; Strobl, E.
10	Hatch, NW; Lowe, RA; Mowery, DC; Nelson, RR; Oxley, JE; Sampat, BN; Silverman, BS; Ziedonis, AA.
11	Czarnitzki, D; Edler, J; Fier, H; Grimpe, C; Howells, J; Hussinger, K; Toole, AA.
12	Cunningham, JA; Guerrero, M; Mcadam, M; Mcadam, R; Miller, K; O'Kane, C; Urbano, D.
13	Kumaraswamy, A; Meyer, KE; Mudambi, R; Saranga, H; Sinani, E; Tripathy, A; Yang, Q.
14	Acs, ZJ; Audretsch, DB; Bonardo, D; Lehmann, EE; Paleari, S; Vismara, S.
15	Glass, AJ; Lin, P; Maskus, KE; Pack, H; Saggi, K; Yang, GF.
16	George, G; Jain, S; Maltarich, M; Van de Velde, E; Wood, DR; Zahra, SA
17	Gallagher, KS; Koh, CP; Tong, TW; Wang, P; Zhang, F.
18	Cameron, G; Griffith, R; Proudman, J; Redding, S; Van Reenen, J.
19	Balkin, DB; Gianiodis, PT; Markman, GD; Phan, PH.
20	Bekkers, R; Freitas, IMB; Geuna, A; Nesta, LJJ.
21	Bierly, PE; Chakrabarti, AK; Damanpour, F; Santoro, MD.
22	Branstetter, LG; Fisman, R; Foley, CF; Kerr, WR.
23	Domoto, H; Kotabe, M; Martin, X; Salomon, R
24	Dooley, L; Lupton, G; O'Reilly, C; Philpott, K
25	Blomstrom, M; Kokko, A; Sjolholm, F; Wang, JY.
26	Amara, N; Landry, R; Ouimet, M; Rherrad, I
27	Kabiraj, T; Marjit, S; Mukherjee, A; Sinha, UB.
28	Ndonzuau, FN; Nlemvo, F; Pirnay, F; Surlemont, B.
29	Birley, S; Djokovic, D; Nicolaou, N; Souitaris, V.
30	Carayannis, EG; Rogers, EM; Speakman, K; Steffensen, M

Table 6. Authors in co-authorship clusters

Co-authorship clusters				Research streams									
Cluster	TP	TC	Num. Author	University TT					International TT	Intra-firm TT	Absorptive Capacity	Public Innovation Policies	
				AE	IP	NV	TTO	UIR					
1	52	1829	20	✓	✓	✓	✓	✓					
2	53	4083	18	✓		✓	✓						
3	43	1125	12	✓	✓	✓						✓	
4	13	2035	10	✓		✓							
5	6	2541	9	✓					✓				
6	19	5153	9	✓			✓		✓				
7	11	6577	9	✓		✓						✓	
8	19	2476	8	✓	✓							✓	
9	21	1401	8						✓				
10	15	1063	8	✓	✓							✓	
11	25	1488	7		✓	✓						✓	
12	30	1793	7	✓			✓				✓		
13	4	3864	7						✓				
14	23	2360	6	✓	✓		✓		✓				
15	26	1792	6						✓				
16	8	2413	6	✓	✓		✓				✓		
17	5	1173	5						✓				
18	3	483	5									✓	
19	3	1431	4	✓									
20	9	1798	4		✓							✓	
21	5	1365	4							✓			
22	4	540	4						✓				
23	4	480	4							✓			
24	1	164	4	✓									
25	13	1247	4						✓				
26	8	1138	4		✓	✓						✓	
27	50	990	4						✓				
28	2	606	4			✓							
29	4	576	4			✓							
30	16	338	4									✓	

TP: total papers; TC: total cites; AE: Academic entrepreneurship; IP: Intellectual property; NV: New ventures; TTO: Technology transfer offices; UIR: University-industry relationship;

Table 7. TT research streams resulting from co-authorship network

Research Streams		Top articles
University TT	Academic entrepreneurship	<ul style="list-style-type: none"> - Research groups as 'quasi-firms': the invention of the entrepreneurial university (Etzkowitz 2003). 559 citations - The norms of entrepreneurial science: cognitive effects of the new university-industry linkages (Etzkowitz, 1998). 488 citations - Academic entrepreneurs: Organizational change at the individual level (Bercovitz & Feldman 2008). 298 citations. - Why do academics engage with industry? The entrepreneurial university and individual motivations (D'Este & Perkmann 2011). 229 citations - 30 years after Bayh-Dole: Reassessing academic entrepreneurship (Grimaldi, Kenney, Siegel, & Wright, 2011). 235 citations
	New ventures	<ul style="list-style-type: none"> - Entrepreneurial orientation, technology transfer and spinoff performance of US universities (O'Shea, Allen, Chevalier, & Roche, 2005). 375 citations - Resources, capabilities, risk capital and the creation of university spin-out companies (Lockett & Wright 2005). 326 citations - The creation of spin-off firms at public research institutions: Managerial and policy implications (Lockett, Siegel, Wright, & Ensley 2005). 223 citations - University spin-out companies and venture capital (Wright, Lockett, Clarysse, & Binks 2006). 219 citations - Technology transfer and universities' spin-out strategies (Lockett, Wright, & Franklin, 2003). 204 citations
	Intellectual property	<ul style="list-style-type: none"> - The growth of patenting and licensing by US universities: an assessment of the effects of the Bayh-Dole act of 1980 (Mowery, Nelson, Sampat & Ziedonis 2001). 570 citations - University patenting and its effects on academic research: The emerging European evidence (Geuna & Nesta 2006). 279 citations - Networks of inventors and the role of academia: an exploration of Italian patent data (Balconi, Breschi, & Lissoni 2004). 253 citations - Patenting and US academic research in the 20th century: The world before and after Bayh-Dole (Sampat 2006). 143 citations - Learning to patent: Institutional experience, learning, and the characteristics of US University patents after the Bayh-Dole Act, 1981-1992 (Mowery, Sampat, & Ziedonis 2002). 128 citations
	University-Industry relationship	<ul style="list-style-type: none"> - University-industry linkages in the UK: What are the factors underlying the variety of interactions with industry? (D'Este & Patel 2007). 505 citations - University-industry relationships and open innovation: Towards a research agenda (Perkmann & Walsh 2007). 434 citations - Academic engagement and commercialization: A review of the literature on university-industry relations (Perkmann, Tartari, McKelvey, Autio, Broström, D'Este, & Krabel 2013). 460 citations - Investigating the factors that diminish the barriers to university-industry collaboration (Bruneel, D'Este, & Salter 2010). 327 citations - Mid-range universities' linkages with industry: Knowledge types and the role of intermediaries (Wright, Clarysse, Lockett, & Knockaert 2008). 180 citations
	TTOs	<ul style="list-style-type: none"> - Assessing the impact of organizational practices on the relative productivity of university technology transfer offices: an exploratory study (Siegel, Waldman, & Link 2003) 621 citations - Toward a model of the effective transfer of scientific knowledge from academicians to practitioners: Qualitative evidence from the commercialization of university technologies (Siegel, Waldman, Atwater, & Link 2004) 297 citations - Entrepreneurship and university-based technology transfer. (Markman, Phan, Balkin, & Gianiodis 2005). 234 citations - Technology transfer offices and commercialization of university intellectual property: performance and policy implications (Siegel, Veugelers, & Wright 2007). 200 citations

		<ul style="list-style-type: none"> - Assessing the relative performance of UK university technology transfer offices: parametric and non-parametric evidence (Chapple, Lockett, Siegel, & Wright, 2005). 184 citations
International TT		<ul style="list-style-type: none"> - Do domestic firms benefit from direct foreign investment? Evidence from Venezuela (Aitken & Harrison 1999). 1166 citations - Much ado about nothing? Do domestic firms really benefit from foreign direct investment? (Görg & Greenaway 2004) 548 citations - Knowledge transfer in international acquisitions (Bresman, Birkinshaw, & Nobel 1999). 429 citations - Foreign-investment and technology transfer - a simple-model (Wang & Blomström 1992). 278 citations - Technology transfer and spillovers: does local participation with multinationals matter? (Blomström & Sjöholm 1999). 257 citations
Intra-firm TT		<ul style="list-style-type: none"> - Strategic alliances and interfirm knowledge transfer (Mowery, Oxley, & Silverman, 1996). 1426 citations - Technology transfer by multinational firms: The resource cost of transferring technological knowledge (Teece 1977). 647 citations - Subsidiary-specific advantages in multinational enterprises (Rugman & Verbeke 2001). 482 citations - Gaining from vertical partnerships: Knowledge transfer, relationship duration, and supplier performance improvement in the US and Japanese automotive industries (Kotabe, Martin, & Domoto 2003). 440 citations - Conventional and reverse knowledge flows in multinational corporations (Yang, Mudambi, & Meyer 2008). 153 citations
Absorptive capacity		<ul style="list-style-type: none"> - Absorptive capacity: A review, reconceptualization, and extension (Zahra & George 2002). 3394 citations - Absorbing the Concept of Absorptive Capacity: How to Realize Its Potential in the Organization Field (Volberda, Foss, & Lyles 2010). 390 citations - The application of external knowledge: organizational conditions for exploration and exploitation (Bierly III, Damanpour, & Santoro 2009). 148 citations - Building absorptive capacity to organise inbound open innovation in traditional industries (Spithoven, Clarysse, & Knockaert 2011). 147 citations - Absorptive capacity, its determinants, and influence on innovation output: Cross-cultural validation of the structural model (Murovec & Prodan 2009). 144 citations
Public innovation policies		<ul style="list-style-type: none"> - Intermediation and the role of intermediaries in innovation (Howells 2006). 670 citations - Technology transfer and public policy: a review of research and theory (Bozeman 2000). 476 citations - Mapping the two faces of R&D: Productivity growth in a panel of OECD industries (Griffith, Redding, & Van Reenen 2004). 435 citations - Inward technology-transfer and competitiveness - the role of national innovation systems (Mowery & Oxley 1995). 221 citations - Roads to institutionalization: The remaking of boundaries between public and private science (Colyvas & Powell 2006). 140 citations

Table 8. Top five cited articles included in each research stream